

Sun Bicycles
P.O. Box 161859
Miami, FL 33116-1859

www.sunbicycles.com
info@sunbicycles.com



cruisers 4-11
comfort 12-16
industrial 17
tandem 18-19
tug-a-bug 20
unicycles 21
adult trikes 22-23

tour easy 26
tomahawk 27
ez-1 28
ez-tandem 29
x1 30
x2 31
ez-sport 32
sunray 33
ez-3 34
x3 35
x3 usx 36
usx hd 37
m3 38
ez-tad 40
t3 41
e1 & e3 42
ht-3 43

del pasado 44
uno 45
cutler 46
folding 47

CUSTOM CRUISER

1 spd-coasterbrake

the style meister

The Custom Cruiser Original represents the culmination of everything wanna-be cruisers dream of. An extra long 47-inch wheelbase is combined with very relaxed 68 & 66 degree seat and head tube angles to make this the limo of cruisers. Add to that a great custom-styled cantilever frame design and you've got a bike that will cruise like no other.



- Material: Hi tensile steel cantilever frame
- Fenders: Classic flared steel fenders keep dirt & water away from you and the bike
- Wheels: 26" alloy wheels
- Tires: Extra wide 26" x 2.125" Kenda Cruiser tires make the bumps less noticeable
- Brakes: Shimano internal coaster brake provides easy foot actuated rear wheel braking
- Handlebar: 27" wide classic beach cruiser handlebar puts you in the characteristic upright riding position
- Grips: Custom styled with chrome ends
- Pedals: Classic rubber block style ideal for casual pedaling
- Saddle: Sun Custom, double coil spring suspension & web spring base provide absolute comfort





FULLCUSTOM

1 spd-coasterbrake

stray from the pack

If the Custom Cruiser Original sounds great, but you want to shed a bit of weight through the liberal use of aluminum then the Full Custom Alloy will fit the bill. By utilizing 7005 alloy and a custom hydro formed top tube a unique retro alloy look is achieved while still conforming to the long wheelbase and relaxed geometry established with the Custom Cruiser. You'll also find the same custom designed Sun ultra comfort web spring saddle, full coverage color matched and flared fenders, classic rubber pedals, and moto style grips. Lastly we added a three-piece alloy crank and custom chain wheel to finish out the retro looks of this cruiser.



- Material: Lightweight custom hydro formed 7005 series alloy frame
- Fenders: Classic flared steel fenders keep dirt & water away from you and the bike
- Wheels: 26" alloy wheels
- Tires: Extra wide 26" x 2.125" Kenda cruiser tires make the bumps less noticeable
- Brakes: Shimano internal coaster brake provides easy foot actuated rear wheel braking
- Handlebar: 27" wide classic beach cruiser handlebar puts you in the characteristic upright riding position
- Grips: Custom moto style
- Saddle: Classic rubber block style ideal for casual pedaling
- Gearing: Sun Custom, double coil spring suspension & web spring base provide absolute comfort



When your needs are simple and you just want to go then turn to this rider friendly cruiser to get you pedaling. A welcoming upright position, coil spring suspension saddle, & super soft foam grips make for a bike that won't disappoint. The Kruizer is available in 1, 3 & 7 speed gearing configurations and numerous colors to suite any taste. The classic single speed configuration is also available in a smaller 24" wheel size.

KRUIZER

"the beach classic"

- 1 spd-coasterbrake
- 3 spd-coasterbrake
- 7 spd freewheel



- Material: High tensile steel frame
- Wheels: 24 / 26" alloy wheels
- Tires: Extra wide 24 / 26" x 2.125" Kenda K-80 with classic beach friendly tread
- Brakes: 1 & 3-speed equipped with internal coaster brake / 7-speed fitted exclusively with hand brakes.
- Handlebar: 25" wide classic beach cruiser style steel handlebar puts you in the characteristic upright cruiser riding position
- Grips: Super soft foam provides a secure & comfortable grip
- Saddle: Cruiser style with coil spring suspension
- Gearing: Available in 1-sp, Internal 3-sp, & 7-sp versions. Easy to use twist shifters on the 3 & 7 models



An Alloy frame adaptation of our original Kruizer, the Kruizer AL offers all the same design and spec details. A welcoming upright position, coil spring suspension saddle, & super soft foam grips make for a bike that won't disappoint. The Kruizer AL is available in 1, 3 & 7 speed gearing configurations and numerous colors to suite any taste.



KRUIZER^{AL}

1 spd-coasterbrake *aluminum*



- | | |
|------------|---|
| Material: | Lightweight alloy cantilever style frame |
| Wheels: | 26" alloy bolt-on wheels |
| Tires: | Extra wide 26" x 2.125" Kenda cruiser |
| Brakes: | Internal coaster brake provides easy foot actuated rear wheel braking |
| Handlebar: | 25" wide classic beach cruiser style steel handlebar puts you in an upright riding position |
| Grips: | Super soft foam provides a secure & comfortable grip |
| Saddle: | Cruiser style with coil spring suspension & quick release lever for easy adjustments |



A simple & retro inspiring design, the Cruz provides a relaxed frame geometry that heightens riding comfort while increasing the ease of handling. The Cruz series abandons the heavier steel frame and components for the reduced weight and increased corrosion resistance of alloy. These changes are made complete with the addition of color matched fenders, traditional cruiser styled handlebar, and ultra soft custom cruiser saddle.

CRUZ

hollywood chic

1 spd-coasterbrake
3 spd-coasterbrake
7 spd freewheel



Material:	Lightweight rust resistant 7005 series alloy frame
Fenders:	Reduced size sport style flared steel fenders keep dirt & water away from you and the bike
Wheels:	26" alloy bolt-on wheels
Tires:	Extra wide 26" x 2.125" Kenda Cruiser tires make the bumps less noticeable
Brakes:	Shimano internal coaster brake provides easy foot actuated rear wheel braking
Handlebar:	27" wide classic beach cruiser steel handlebar puts you in the characteristic upright riding position
Grips:	Custom 2-tone no-slip gel grips keep your hands right where they need to be
Saddle:	Top of the line custom cruiser saddle with double coil spring suspension for supreme comfort
Gearing:	Available in 1-spd, Internal 3-spd, & 7-spd versions. Easy to use twist shifters on the 3 & 7 models

1spd-coasterbrake
3 spd-coasterbrake
7 spd freewheel

DRIFTER

foot-forward



Material:	Lightweight rust resistant 7005 series alloy "Foot Forward" frame design
Chain Guard:	Painted to match steel guard keeps you and your clothing away from the chain
Wheels:	Lightweight Bolt-On Alloy wheels
Tires:	Fast rolling 26 x 1.95" with a street and path friendly tread design
Brakes:	Internal Shimano Coaster Brake on the 1 & 3 speed models; Hand brakes on the 7 speed model
Handlebar:	Extra wide 28.4" width provide increased comfort and ease of steering
Stem:	Alloy micro adjustable angle for fine tuning a perfect fit
Grips:	Heavy duty rubber with anatomic shape for excellent grip & comfort
Saddle:	Sun comfort with elastomer bumper suspension with quick release lever for easy adjustments
Gearing:	Available in 1, Internal-3, & 7 Speed versions with easy to use twist grip shifting





An eye catching modern cruiser designed with maximum comfort and stability in mind. A great upright fit that's perfect for the bike path or cruising around town. The Drifter frame design incorporates a foot forward position which eliminates the need to come off your seat or even stand on your toes while stopped. Your feet will remain planted firmly on the ground while not moving, yet still give you a comfortable leg extension while riding. Available in 1, Internal-3, & 7 speed versions to suit any riding style.

revolutions for
the planet



ROVER

7 spd
21 spd

26" smooth & stable



The Rover is all about Comfort and Stability. A great upright fit that's perfect for the bike path or cruising around town. Our unique foot forward position eliminates the need to come off your seat or even stand on your toes while stopped. Your feet remain planted firmly on the ground while stopped, yet still give you a comfortable leg extension while moving.

Available in 7 & 21 speed versions to suit any riding style.

Material:	Lightweight rust resistant 7005 series alloy frame
Wheels:	Alloy wheels with quick release for easy removal for service or transport
Tires:	Fast rolling 26 x 1.90" that can handle the rough stuff
Handlebar:	26.4" wide with curved cross brace with ample room for accessory mounting
Stem:	Alloy micro adjustable angle for fine tuning a perfect fit
Seat Post:	Alloy suspension takes the edge of the bigger bumps
Saddle:	Anatomic comfort with elastomer bumper suspension
Gearing:	Available in 7 & 21 speed versions with easy to use twist grip shifting

Lightweight rust resistant 7005 series alloy frame
700c Alloy wheels with quick release for easy removal for service or transport
Fast rolling 700 x 38c ideal for path and street
26.4" wide with curved cross brace with ample room for accessory mounting
Alloy micro adjustable angle for fine tuning a perfect fit
Alloy suspension takes the edge off the bigger bumps
Anatomic comfort with elastomer bumper suspension
Available in 7 & 21 speed versions with easy to use twist grip shifting

Material
Wheels
Tires
Handlebar
Stem
Seat Post
Saddle
Gearing

The Ruskin offers the same comfort and stability in hybrid form. A larger 700c wheel provides increased rolling efficiency over the 26" Rover. A great upright fit that's perfect for the bike path or cruising around town. Our unique foot forward position eliminates the need to come off your seat or even stand on your toes while stopped. Your feet remain planted firmly on the ground while stopped, yet still give you a comfortable leg extension while moving. Available in 7 & 21 speed versions to suit any riding style.

RUSKIN

7 spd
21 spd

We're quick & lively





BOARDWALK

Type-R

1spd-coasterbrake

Material:	Lightweight rust resistant 7005 series alloy frame
Chain Guard:	Painted to match Steel offers complete chain & chainwheel protection
Wheels:	26" alloy bolt-on wheels with heavy duty 12g spokes
Tires:	Extra wide 24/26" x 2.125" Kenda Cruiser tires
Chain:	Special anti corrosion K.M.C. Rust Buster chain
Brakes:	Internal Shimano coaster brake provides easy foot actuated rear wheel braking
Handlebar:	27" wide comfort cruiser style steel handlebar puts you in the characteristic upright cruiser riding position
Grips:	Custom 2-tone no-slip gel grips with additional inner handlebar foam for added hand positions comfort
Saddle:	Heavy duty cruiser style with elastomer suspension & quick release lever for easy adjustments



This bike gets used and used and used! The Boardwalk Type-R is designed with that singular thought in mind. Built for the rigors of everyday use, the Boardwalk Type-R will feel right at home on a college campus or being put through its paces as part of a rental fleet. This utilitarian single speed is available in a 24" or 26" wheel configuration. Additionally, the 26" version comes in 16, 20, & 23" frame sizes.

Lightweight rust resistant 7005 series alloy frame
Lightweight 26" alloy wheels
26" x 2.125" Kenda K-RAD offer great traction on any terrain
Alloy with unique high-leverage arch gives increased braking power
Steel MX style provides for a nice upright fit with lots of control
Mushroom style grip brings a unique tactile feel and lots of comfort
Sun comfort cruiser for supreme comfort

Material
Wheels
Tires
Brakes
Handlebar
Grips
Saddle

The Key West is a BMX inspired cruiser with a unique personality. This bike offers all the standard comforts of a cruiser but with the moxie to have some real fun if you're so inclined. After just one ride you'll start to realize that the Key West feels right at home on the beach, the trail, or just riding around town. The Key West is available only as a 7-speed and in 3 frame sizes to fit a wide range of rider types & sizes.

7 spd-freewheel

KEYWEST

seven



1 spd-coasterbrake
3 spd-coasterbrake
7 spd freewheel

STREAMWAY

easy on, easy off

Getting on and off your bike is never a problem with this unique ultra low step-through design at the core of an otherwise conventionally styled street & path friendly bike. The Streamway has a very low 7 inch step-thru clearance, making it an ideal solution for anyone looking for easy on and off the bike access. Available in 1, Internal-3, & 7 speed versions to suit any riding style.



Material:	Lightweight 7005 series alloy with ultra low step-thru frame design
Chain Guard:	Plastic front & rear fenders keep dirt & water away from you and the bike
Wheels:	Lightweight bolt-on alloy wheels
Tires:	Fast rolling 26 x 1.95" with a street and path friendly tread design
Brakes:	Internal Shimano coaster brake on the 1 & 3 speed models; Hand brakes on the 7 speed model
Handlebar:	27" wide comfort style steel handlebar contributes to a very agreeable upright position
Stem:	Alloy micro adjustable angle for fine tuning a perfect fit
Grips:	Custom 2-tone no-slip gel grips keep your hands right where they need to be
Saddle:	Sun comfort saddle with elastomer suspension & Quick Release lever for easy adjustments
Gearing:	Available in 1, internal-3, & 7 speed versions with easy to use twist grip shifting

ATLAS

industrial
1spd-coasterbrake



The Atlas is made to withstand the daily rigors of light industrial use or a day at the beach. This classic styled cruiser has the stamina for whatever your day can throw at it. You'll find the Atlas outfitted with a mix of rugged components & extra comfy saddle and grips that make for a work horse that won't disappoint

Material:	Heavy duty hi tensile steel frame
Fenders:	Classic flared steel fenders keep dirt & water away from you and the bike
Chain Guard:	Classic steel, painted
Wheels:	26" alloy bolt-on wheels with heavy duty 12g spokes
Tires:	Extra wide 26" x 2.125" Kenda cruiser tires
Chain:	Special anti corrosion K.M.C. rust buster chain
Brakes:	Internal Shimano coaster brake provides easy foot actuated rear wheel braking position
Grips:	No-slip gel grips keep your hands right where they need to be
Saddle:	Heavy duty cruiser style with double coil spring suspension & quick release lever for easy adjustment

ATLAS

X-TYPE

1spd-coasterbrake

The Atlas X-type ushers in a new vision in style and industrial stamina. It takes the best of our original Atlas and adds an all new x-type frame to accommodate men and women alike. The upgraded component mix for this bike will ensure maximum durability and reliability for years of service.



Material:	Heavy duty hi tensile steel x-type unisex frame
Fenders:	Classic flared steel fenders keep dirt & water away from you and the bike
Chain Guard:	Classic steel, painted
Wheels:	26" alloy bolt-on wheels with heavy duty 12g spokes
Tires:	Extra wide 26" x 2.125" CST industrial tread tires
Chain:	Special anti corrosion K.M.C. rust buster chain
Crank:	Heavy duty chromoly crank
Pedals:	Alloy with heavy duty chromoly spindle with integrated slip resistant surface
Brakes:	Internal Shimano coaster brake provides easy foot actuated rear wheel braking position
Saddle:	Heavy duty cruiser style with double coil spring suspension & quick release lever for easy adjustment



Material:	Lightweight rust resistant 7005 series alloy "Foot Forward" frame design
Fenders:	Plastic front & rear fenders keep dirt & water away from you and the bike
Wheels:	26"Alloy bolt-on wheels with heavy duty 12g spokes
Brakes:	Internal Shimano coaster brake on the 1 speed model; hand brakes on the 7 speed model
Tires:	Fast rolling 26 x 1.95" with a street and path friendly tread design
Handlebar:	28.4" wide on the front provides increased stability & steering ease. 27" wide and extra tall 11" rise on the back provides comfort and clearance from the
Stem:	Alloy adjustable stems front and rear to make dialing in the perfect fit a breeze
Grips:	Custom 2-tone no-slip gel grips keep your hands right where they need to be
Saddle:	Sun comfort with elastomer bumper suspension
Gearing:	Available in 1 & 7 Speed versions with easy to use twist grip shifting

1 spd-coasterbrake
7 spd freewheel

BRICKELL »

double trouble

The Brickell tandem uses 7005 series alloy to construct an extremely easy to ride foot forward design frame offered with your choice of 1 or 7-speed gearing. Comfort and ease of use are the main focus for this tandem. This bike has extremely low clearance at the top tubes which makes for exceptionally easy starting and stopping. The stand over height is a mere 21" on the front and 18" on the rear. Upper body positioning is a snap with the adjustable angle stem on the front and adjustable reach on the back. Gel grips and super soft foam saddles top it off to make this one great bike for new tandem riders.



Material: Hi tensile steel "Foot Forward" frame design
Wheels: Classic flared steel fenders keep dirt & water away from you and the bike
Brakes: Lightweight alloy bolt-on wheels
Tires: Internal Shimano coaster brake on the 1 speed model; hand brakes on the 7 speed model
Handlebar: Tires: Extra wide 26" x 2.125" Kenda Cruiser tires make the bumps less noticeable
Stem: 28.4" wide on the front provides increased stability & steering ease. 27" wide and extra tall 11" rise on the back provides comfort and clearance from the
Grips: rise on the back provides comfort and clearance from the
Saddle: Alloy adjustable stems front and rear to make dialing in the perfect fit a breeze
Gearing: Hi density foam for supreme comfort




« BISCAYNE

too cool for school

1spd-coasterbrake
7 spd freewheel

If you're ready to hit the town in style for a weekend ride then this bike for two is just for you. Cruising bike paths and boulevards is a pleasure on this retro-styled tandem. Comfort's the goal here, with extra wide 26" balloon tires, super soft cruiser saddles and grips. This tandem is available in 1 & 7 speed version to suit a variety of riding needs.





TUG-A-BUG

1+1 = fun

Is your child too old for a trailer but too young to keep up on their own bike? With a Tug-A-Bug in tow you can introduce your child to the fun of longer bike rides while you provide most of the needed pedal power. Meanwhile your child will get to experience the freedom of almost being on their own bike. A unique one wheeled bike that easily attaches directly to the seat post of most any adult size bicycle. The Tug-A-Bug comes standard with integrated rear carrier to bring along the extra stuff that small children inevitably need.



Material:	High tensile steel frame with quick release folding boom for easy storage
Hitch:	Steel hitch with quick release attachment for easy connecting & disconnecting from bike Hitch comes with adaptable shims to fit 25.4, 27.2, & 28.6mm seat posts
Wheels:	20" alloy wheel
Tires:	20" x 2.125" street friendly tread
Freewheel:	18 tooth

UNICYCLES

20", 24"

The Flat Top Deluxe utilizes the same design cues of the Flat Top frame style and then upgrades the rest. Alloy crank arms and rims help reduce the rotating weight and an ultra high grip tire adds excellent tactile feel to manage a variety of surfaces. This model is available in a 20 & 24" wheel options.

12", 16", 18", 20", 24", 26", 28"

The Sun Classic Unicycle is a simple and durable design which is ideal for beginners and fun for everyone. The built in scuff guards on the seat help protect the ends if they impact the ground while learning to ride and the Q/R for the seat post makes on the fly fit a breeze. This unicycle is available in 7 wheel sizes, (12-16-18-20-24-26-28") with size specific components to ensure excellent fit and performance.



24"

The Flat Top OR takes you into uncharted territory. An all alloy frame and 24" x 2.1" Kenda Kinetics off road tire make for a unicycle ready to take on any terrain in site. No short cuts here, you get a triple wall alloy rim, alloy Hub & Cranks with splined spindle technology and a heavy duty alloy mtb pedal set to put it all in motion.

20"

Whether you already have an intended use in mind or just want a unicycle that's ready for anything the XL will fit the bill. We've taken our classic uni-crown frame design and stretched it to allow for the use of a huge 4-1/4" wide wheel and tire. At the seat we added a handle and the seat post incorporates a diamond cut on the lower portion to help prevent slippage during times of additional strain put on by the massive tire.

16", 18", 20", 24"

The Flat Top, while being the name of this model is also the best way to describe the frame design. It adds strength and helps resist flex. This model is available in several sizes (16-18-20-24") to suite different rider types, with size specific components to ensure excellent fit and performance.



traditional & deluxe color options

MIAMI-SUN

traditional

If you've got bicycling on your mind, but crave the added stability and comfort of a three wheeler, then the Miami Sun might just be what you're looking for. This user friendly trike gives you an extremely low step thru for easy on and off the bike access. Once seated, you immediately notice the extreme comfort of the western style saddle. If bigger is better, then we've hit pay dirt with this saddle. Additionally the trike comes with weight saving alloy rims and a vinyl coated basket on the rear for easy trips to the market.

Heavy duty hi tensile steel frame : Nickle plated front fender
Classic steel, painted chainguard : 24" alloy bolt-on wheels
Linear pull front brake with parking lock : Super soft foam grips
Heavy duty western style saddle



MIAMI-SUN

deluxe

The Traditional Trike sets the bar high with an extremely rider friendly design and a multitude of features so the Deluxe Trike simply builds on this solid foundation. This trike offers the freedom to customize your wheel selection. Select from standard alloy wheels, Skyway Mags, or Heavy Duty steel with 12-gauge spokes.

Heavy duty hi tensile steel frame : nickle plated front fender
classic steel chainguard, painted : 24" plastic mag or all alloy wheel kits
Linear pull front brakes with parking lock : Super soft foam grips
Heavy duty western style saddle





ATLAS *industrial*

Whether you need to tote groceries from the market or want to move packages around the warehouse, the Atlas can lend a hand. The frame is designed with a very low 15-3/8" step thru height which makes getting on and off really easy even for the least flexible among us. The Atlas comes standard as a single speed with freewheel and is equipped with a linear pull front brake with handy parking lock. Additional comforts include a dual spring cruiser saddle, vinyl coated basket, heavy duty tires and a front fender. This trike offers the freedom to customize your wheel selection. Select from standard alloy wheels, Skyway Mags, or Heavy Duty steel with 12-gauge spokes. Weight capacity is 250 lbs. (Passenger and cargo combined)

Heavy duty hi tensile steel frame : Nickle plated front fender
Classic steel, painted chainguard : 24" plastic mag or all alloy wheel kits
Linear pull front brake with parking lock : Super soft foam grips
Heavy duty double coil spring suspension saddle





ATLAS *"the mule"* CARGO

If you've got something heavy to move the Atlas Cargo Trike can take it. Our trike frame is built with oversized heavy duty hi-tensile steel with a reinforced rear deck meant for the sole purpose of hauling loads up to 250 lbs.... This heavy duty hauler comes standard with 12-gauge spokes steel wheels and a rear band brake for extra stopping power.

Heavy duty hi tensile steel frame : 24" heavy duty steel wheels with 12G spokes
Linear pull front brakes with parking lock : Rear band brake
Heavy duty coil spring suspension saddle







TOUREASY^{LE}

a modern classic



- Material: Full cro-moly steel frame
- Wheels: 700C / 20" (451), sealed bearing, semi aero double wall alloy wheels
- Tires: Kenda Kwest high pressure, narrow section tires for great performance and low rolling resistance
- Brakes: Equipped with AVID linear pull brakes
- Handlebar: Ape hanger style alloy hi-rise bars with water bottle cage mounts
- Grips: Custom 2-tone no-slip gel grips keep your hands right where they need to be
- Saddle: Exclusive Easy Racers adjustable, padded, carbon fiber base with KoolBack seat back and bottle cage mounts
- Gearing: Equipped with 27 speed SRAM drive train
- Options: Fenders, rack, fairing



The Tour Easy LE is a universally acknowledged benchmark in recumbent bicycle design. It is the flagship bicycle of the Easy Racers line-up and has long set the industry standard for quality and customer loyalty. It, quite simply, does it all. Equally capable of taking a rider on an invigorating ride along local back roads, through a hectic commute to work, or across the country. Tour Easy riders enjoy its sure footed feel, especially on sweeping descents. A high-grade component set from SRAM means optimum performance and reliability when you depend on your bike the most. An abundance of available accessories and options allows for the creation of a world class recumbent that perfectly suits your needs.

Material:	Full cro-moly steel frame
Wheels:	700C / 20" (451), double wall alloy wheels
Tires:	Kenda Kwest high pressure tires for great performance and low rolling resistance
Brakes:	Equipped with TEKRO Linear pull brakes
Handlebar:	Alloy t-bar with telescoping top load stem
Grips:	Custom 2-tone no-slip gel grips keep your hands right where they need to be
Saddle:	Exclusive adjustable contoured foam with composite base, alloy KoolBack seat back and bottle cage mounts
Gearing:	Equipped with 24 speed SHIMANO and SRAM drive train
Options:	Fenders, rack, fairing

The Tomahawk's Cutting edge mono tube frame design optimizes the aerodynamic profile of rider and bike resulting in reduced drag and increasing overall aerodynamics. Additionally it takes out a great deal of road vibration so all you feel is a silky smooth ride. Only after a long day in the saddle will you truly realize the inherent benefits of the mono tube design. This bike has the new Composite seat base. Also featured is the Mono-Bar, tilting and telescoping handlebar system. This recumbent is well suited for long distance road touring and the every day rigors of commuting.

TOMAHAWK

mono tube street rocket



EZ-1SX

the cricket



- Material: High tensile steel frame
- Wheels: 20 / 16" Alloy wheels
- Tires: Kenda Kwest tires for low rolling resistance
- Brakes: Equipped with linear pull brakes
- Handlebar: Ape hanger x-style hi-rise bars with water bottle cage mount
- Grips: Custom 2-tone no-slip gel grips keep your hands right where they need to be
- Saddle: Exclusive adjustable contoured foam base with KoolBack seat back and bottle cage mounts
- Gearing: Equipped with 24 speed SHIMANO and SRAM drive train
- Options: Fenders, rack, fairing, basket



The EZ-1 is probably the most functional of the Sun recumbents. Regarded as an all around recumbent, its strength lies in its stability, comfort and predictable handling. BentRider magazine, a journal dedicated to recumbent cycling, described the EZ-1 as "a nearly ideal commuter" and "an excellent path/trail bike". The EZ-1 SX is the perfect entry level recumbent. With its smooth ride and comfortable, stable position, it's designed to provide years of use. And with 24 gears to choose from, it'll be a dream to pedal over most terrain.



Material:	Tandem CX has a full cro-moly steel frame and the Tandem AX uses a Lightweight 7005 series alloy
Wheels:	26 / 20", Sun SL-1 double wall alloy rims with American Classic tandem hubs
Tires:	Kenda Kwest high pressure tandem specific tires for great performance and low rolling resistance
Brakes:	Equipped with AVID disc brakes
Handlebar:	Ape hanger style alloy hi-rise bars with water bottle cage mounts
Grips:	Custom 2-tone no-slip gel grips keep your hands right where they need to be
Saddle:	Exclusive adjustable contoured foam base with alloy KoolBack seat back and bottle cage mounts
Gearing:	Tandem CX has a 27 speed SHIMANO and SRAM drive train and the Tandem AX is equipped with I.P.S (Independent Pedaling System) and a 27 speed SRAM drive train
Options:	Fenders, rack, fairing, basket

EZ-TANDEM

2-up comfort

The experts at BentRider magazine agree. Riding the EZ-Tandem is easy. "Rider friendliness and very good handling is simply one of the EZ Tandem's best features. As we learned from our testers, previous experience (riding a tandem) is NOT necessary," said the publication devoted to recumbent bicycles. The EZ-Tandem CX is designed to introduce new riders to the exciting world of tandem recumbents. The Tig welded chromoly frame set supplies a smooth, stable ride at any speed and provides years of service. The AX model features alloy frame and I.P.S (Independent Pedaling System) which allows the captain and the stoker to pedal independently.



X1_{SX}

4-factor geometry



Material:	High tensile steel frame
Wheels:	20 / 16" alloy wheels
Tires:	Kenda Kwest tires for low rolling resistance
Brakes:	Equipped with linear pull brakes
Handlebar:	Ape hanger X-style hi-rise bars with water bottle cage mount
Grips:	Custom 2-tone no-slip gel grips keep your hands right where they need to be
Saddle:	Exclusive adjustable contoured foam base with KoolBack seat back and bottle cage mounts
Gearing:	24 speed SHIMANO and SRAM drive train
Options:	Fenders, rack, fairing, basket

The all new X1-SX is part of the extended EZ family which utilizes our new unique X-Frame design. The X-Frame offers an easy step over and a sloping top tube, which makes seat adjustments more ergonomic. Along with the new tapered ape hanger handle bar, unique chain management system and great new tri-tone saddle, you will be sure to love the looks of this great new bike. This bike was designed to give you the same great feel of the legendary EZ-1 with many upgraded features. Some of these features include the new Seat Track System with tilt adjustment. With this system, no seat components touch the frame. All of this adds up to a modern sleek package that you would be proud to ride anywhere. As with the rest of the SUN Recumbent line up, the X1-SX includes the new rattle free and infinite adjust seat strut system and new tri-tone saddle.





X2 CX AX *4-factor squared*

The all new X2 is part of the extended EZ family which utilizes our new unique X-Frame design. The X-Frame offers an easy step over and a sloping top tube, which makes seat adjustments more ergonomic. Along with the new Mono-Bar tilting and telescoping handlebar system, unique chain management system and great new tri-tone saddle, you will be sure to love the looks of this great new bike. This bike was designed to give you the same great feel of the EZ-Sport with many upgraded features. Some of these features include the new Seat Track System with tilt adjustment. With this system, no seat components touch the frame. All of this adds up to a modern sleek package that you would be proud to ride anywhere. As with the rest of the SUN Recumbent line up, these bikes includes the new rattlefree and infinite adjust seat strut system along with updated graphics and color along with the great new tri-tone saddle. The X2-AX is a step above the X2-CX with an aluminum frame, upgraded components and a 27 speed drive train.



Material:	X2 CX has a full cro-moly steel frame and the X2 AX uses a lightweight rust resistant 7005 series alloy frame
Wheels:	X2 CX has 26 / 20", performance alloy wheels and the X2 AX has 26 / 20", sealed bearing, double wall alloy wheels
Tires:	Kenda Kwest high pressure tires for great performance low rolling resistance
Brakes:	Equipped with linear pull brakes
Handlebar:	Alloy t-bar with telescoping top load stem
Grips:	Custom 2-tone no-slip gel grips keep your hands right where they need to be
Saddle:	Exclusive adjustable contoured foam base with alloy KoolBack seat back and bottle cage mounts
Gearing:	X2 CX has a 24 speed SHIMANO and SRAM drive train and the X2 AX is equipped with a 27 speed SRAM drive train
Options:	Fenders, rack, fairing, basket



EZ-SPORT

long wheelbase

The EZ-Sport CX is a step up from the EZ-1, a bit more responsive, a bit more efficient. Ideal for touring, commuting and long recreational rides, the EZ-Sport offers remarkable handling at any speed. "Zooming down a bridge at 30 mph felt as if I were piloting a Harley Davidson motorcycle," stated BentRider magazine, a journal dedicated to recumbent cycling. "Moreover, the relatively high seat and its ease of adjustment, the low bottom bracket and the Kenda fat high-pressure tires "conspire" to give you an uncommonly pleasant sense of stability and control." The EZ-Sport AX is a step up from the CX model, sporting a lighter aluminum frame and upgraded components.



Material:	CX has a full cro-moly steel frame and the AX uses a lightweight rust resistant 7005 series alloy
Wheels:	26 / 20", CX has performance alloy wheels and the AX has sealed bearing, double wall alloy wheels
Tires:	Kenda Kwest high pressure tires for great performance low rolling resistance
Brakes:	Sport CX has Linear pull brakes and the sport AX is equipped with AVID linear pull brakes
Handlebar:	Ape hanger style alloy hi-rise bars with water bottle cage mounts
Grips:	Custom 2-tone no-slip gel grips keep your hands right where they need to be
Saddle:	Exclusive adjustable contoured foam base with alloy KoolBack seat back and bottle cage mounts
Gearing:	CX has a 24 speed SHIMANO and SRAM drive train and the AX is equipped with a 27 speed SRAM drive train
Options:	Fenders, rack, fairing, basket

EZ-SUNRAY

fun in the sun



With its distinctive styling, relaxed, comfortable ride and lumbar support seat, the Sunray is perfect for fair-weather cruising. Designed to be the ultimate path or urban cruiser, the Sunray puts the rider in a natural position. With its predictable handling and easy maneuverability, the Sunray is easy to ride the very first time. And, the lumbar support seat provides cushion and leverage, making pedaling a breeze while allowing maximum ventilation for your back.

Material:	High tensile steel frame
Wheels:	26 / 20" Alloy wheels
Tires:	Kenda tires for low rolling resistance
Brakes:	Equipped with linear pull brakes
Handlebar:	Hi-rise bars
Grips:	Custom 2-tone no-slip gel
Saddle:	Exclusive lumbar support seat system
Gearing:	Equipped with 21 speed SHIMANO and SRAM drive train
Options:	Fenders, rack





If riding a recumbent is easy and comfortable, then riding a recumbent trike is even better. With a recumbent trike, the rider gets the comfort and mechanical pedaling advantage along with the stability and confidence a trike brings. "I had good control while riding down the street. After the third time up and down the street I thought: "Yeah baby, this is wonderful and I'm hooked!" exclaimed an excerpt from Recumbent & Tandem Rider Magazine. "All things considered, I do think the trike is a good value for anyone interested in riding for recreation, fitness, or commuting," said BentRider magazine, a publication devoted to recumbent bicycles.

Material: High tensile steel frame
 Wheels: 20 / 16" Alloy wheels
 Tires: Kenda Kwest tires for low rolling resistance
 Brakes: Equipped with linear pull front and rear disc brake and parking lock
 Handlebar: Ape hanger style hi-rise bars with water bottle cage mounts
 Grips: Custom 2-tone no-slip gel grips keep your hands right where they need to be
 Saddle: Exclusive adjustable contoured foam base with KoolBack seat back and bottle cage mounts
 Gearing: Equipped with 21 speed SHIMANO and SRAM drive train
 Options: Fenders, fairing, basket

EZ-3^{SK} *cricket³*





The X3-AX is a performance trike, but not designed exclusively for performance riders. This trike has some of the same features as the X3-SX, plus the new Seat Track System with tilt adjustment. With this system, no seat components touch the frame. Also featured is the Mono-Bar tilting and telescoping handlebar system. All three wheels are 20 inches with 100 psi, low-rolling resistance tires for an incredibly smooth and effortless ride. The rear wheels are cambered for stability and tracking along with a 24 speed drive train. Three-wheel disc brake system combined with a 7005 aluminum frame complete the package. Though it's designed with performance in mind, the X3-AX is perfect for intermediate and casual riders looking for some light touring, commuting or just plain bike path fun. devoted to recumbent bicycles.

X3 **AX**
ultra-sport

Material:	X3 SX has a high tensile steel frame, X3 AX uses a lightweight rust resistant 7005 series alloy frame
Wheels:	X3 SX has 20 / 16" alloy wheels, X3 AX has 20 / 20", double wall alloy wheels
Tires:	X3 SX has Kenda Kwest tires for low rolling resistance, X3 AX uses Kenda Kwest high pressure tires for high performance low rolling resistance
Brakes:	Equipped with linear pull front and rear disc brake (X3 AX has dual rear disc brakes) and parking lock
Handlebar:	X3 SX has ape hanger X-style hi-rise bars with water bottle cage mount, X3 AX uses an alloy t-bar w/ telescoping top load stem
Grips:	Custom 2-tone no-slip gel grips keep your hands right where they need to be
Saddle:	Exclusive adjustable contoured foam base with alloy KoolBack seat back and bottle cage mounts
Gearing:	X3 SX has a 24 speed SHIMANO and SRAM drive train and the X3 AX is equipped with a 24 speed SRAM drive train
Options:	Fenders, fairing, basket

X3 **SX**



If riding a recumbent is easy and comfortable, then riding X3-SX recumbent trike is even better. The all new X3-SX utilizes our new unique X-Frame design. The X-Frame offers an easy step thru. Along with the new tapered Ape hanger handle bar, unique chain management system and great new tri-tone saddle you will be sure to love the looks of this fabulous trike. As with the rest of the SUN Recumbent line up, the X3-SX includes the new Slotted seat adjustment system, rattle free and infinite adjust seat strut system.



X3 USX *under-seat cruiser*



The all new X3-USX utilizes our new unique X-Frame design. The X-Frame offers an easy step thru with a low center of gravity attained by three 20-inch wheels that are cambered in the rear to increase cornering stability. Also the X3-USX offers three wheel brakes and under-the-seat steering along with the new Seat Track System with tilt adjustment. With this system, no seat components touch the frame. As with the rest of the SUN Recumbent line up, the X3-USX includes the new rattle-free and infinite adjust seat strut system along with updated graphics and color along with the great new tri-tone saddle.

- Material: High tensile steel frame
- Wheels: 20 / 20" Alloy wheels
- Tires: Kenda Kwest tires for low rolling resistance
- Brakes: Equipped with linear pull front and rear disc brakes and parking lock
- Handlebar: Special underseat
- Grips: Custom 2-tone no-slip gel grips keep your hands right where they need to be
- Saddle: Exclusive adjustable contoured foam base with KoolBack seat back and bottle cage mounts
- Gearing: Equipped with 21 speed SHIMANO and SRAM drive train
- Options: Fenders, basket



The EZ-3 USX HD provides all the stability and control available in recumbent trike technology while offering a little more thrill. And when we say HD we mean heavy duty, with 110 psi tires, 48 spoke wheels and double wall rims, this trike will handle 400 pounds. Setting this trike apart from others is its low center of gravity attained by three 20-inch wheels that are cambered in the rear to increase cornering stability. Also the EZ-3 USX HD offers three wheel brakes, mid-frame Suspension and under-the-seat steering. The EZ-3 USX HD isn't for the pure enthusiast or superhuman daredevil. The EZ-3 USX HD is for the casual to intermediate rider, perfect for sunny days on the bike path and zooming around the neighborhood. The EZ-3 USX HD include the new Slotted seat adjustment system, rattle-free and infinite adjust seat strut system.



EZ3^{USX}HD *heavy duty performance*



- Material: High tensile steel frame
- Wheels: 20 / 20" double wall alloy wheels
- Tires: Maxxis Hook Worm 110psi tires for increased load capacity and low rolling resistance
- Brakes: Equipped with linear pull front and rear disc brakes and parking lock
- Handlebar: Special underseat
- Grips: Custom 2-tone no-slip gel grips keep your hands right where they need to be
- Saddle: Exclusive adjustable contoured foam base with KoolBack seat back and bottle cage mounts
- Gearing: Equipped with 21 speed SHIMANO and SRAM drive train
- Options: Fenders, basket


m3 UAX

mono tube tri-sport



The M3-UAX's Cutting edge mono-tube frame design optimizes the aerodynamic profile of rider and bike resulting in reduced drag and increasing overall aerodynamics along with a 24 speed drive train. The mono-tube frame offers a low center of gravity attained by three 20-inch wheels that are cambered in the rear to increase cornering stability. Also the M3-UAX offers three wheel brakes and under-the-seat steering along with the new Euro Seat and Seat Track System with tilt adjustment. With this system, no seat components touch the frame. As with the rest of the SUN Recumbent line up, the M3-UAX includes the new rattle-free and infinite adjust seat strut system.

- Material: Lightweight rust resistant 7005 series alloy frame
- Wheels: 20 / 20" double wall alloy wheels
- Tires: Kenda Kwest high pressure tires for great performance low rolling resistance
- Brakes: Equipped with linear pull front and rear disc brakes and parking lock
- Handlebar: Special underseat
- Grips: Custom 2-tone no-slip gel grips keep your hands right where they need to be
- Saddle: Exclusive adjustable alloy frame euro seat
- Gearing: Equipped with 24 speed SHIMANO and SRAM drive train
- Options: Fenders, rack, fairing, basket





EZ TAD

low with go

It might be the most fun anyone can have on three wheels. The EZ Tadpole SX has a low-center-of-gravity that handles like a go-cart. The EZ Tadpole SX was designed to introduce new riders to this thrilling world of trike riding without breaking their wallets. And with 24 gears, it won't break their legs either. "Riding a trike is fun and riding the EZ tadpole was no exception," said BentRider magazine, a publication devoted to recumbent bicycles. "At the very least, I view this trike as the quintessential beach/bike path cruiser." Updates for the EZ-Tadpole SX include Direct steering, the new Slotted seat adjustment system, rattle-free and infinite adjust seat strut system.

- Material: High tensile steel frame
- Wheels: 20 / 20" alloy wheels
- Tires: Kenda Kwest tires for low rolling resistance
- Brakes: Equipped with front disc brakes and parking lock
- Handlebar: Fully adjustable direct steer bars
- Grips: Custom 2-tone no-slip gel grips keep your hands right where they need to be
- Saddle: Exclusive adjustable contoured foam base with KoolBack seat back and bottle cage mounts
- Gearing: Equipped with 24 speed SHIMANO and SRAM drive train
- Options: Fenders, rack



T3^{CX}

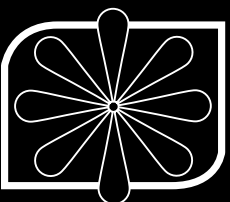
*light 'n low,
with extra go!*

The T3 CX and AX are performance minded tadpole trikes that handle like a race cars on rails. These trikes feature Direct steering and a one piece Sling seat system. With the T3 series trikes you'll wonder how you got to your destination so easy and comfortably. As with the rest of the SUN Recumbent line up, the T3's includes the new rattle-free and infinite adjust seat strut.

Material:	T3 CX has a full cro-moly steel frame and the T3 AX uses a lightweight 7005 series alloy frame
Wheels:	T3 CX has 20 / 20", performance alloy wheels and the T3 AX has 20 / 20", double wall alloy wheels
Tires:	Kenda Kwest high pressure tires for great performance low rolling resistance
Brakes:	Equipped with front disc brakes and parking lock
Handlebar:	Fully adjustable direct steer bars
Grips:	Custom 2-tone no-slip gel grips keep your hands right where they need to be
Saddle:	Exclusive adjustable alloy frame sling seat and bottle cage mounts
Gearing:	T3 CX has a 24 speed SHIMANO and SRAM drive train and the T3 AX is equipped with a 27 speed SRAM drive train
Options:	Fenders, rack



T3^{AX}



BACK SAFER.

E1^{SX} *advanced ergonomics*



The E1-SX Ergonomic Recumbent and E3-SX Ergonomic Recumbent Trike are great for physically active baby boomers suffering with inevitable tennis elbow, back pain and knee problems and is looking for ways to maintain their health and fitness routines without exacting a toll on their aching bodies. The BackSafer™ True-Comfort seat was designed in conjunction with the world renowned Logan College of Chiropractic Ergonomics Institute. The institute, which conducts ergonomic research for automotive and consumer product industries, was instrumental in the development of BackSafer™'s True-Comfort seat shell and position of the crank in relationship to the seat. The seat configuration and pedal boom angle, positions riders for proper spinal alignment, optimal comfort and maximum power of your leg muscles. The Trike is great for those individuals with balance problems.

Material	High tensile steel frame
Wheels	E1 20 / 20" and E3 20 / 16" alloy wheels
Tires	Kenda Kwest tires for low rolling resistance
Brakes	E1 equipped with linear pull brakes / E3 Trike fitted with Linear pull front and rear disc brake
Handlebar	Ape hanger X-style hi-rise bars with water bottle cage mount
Grips	Custom 2-tone no-slip gel grips keep your hands right where they need to be
Saddle	Exclusive BackSafer™ True-Comfort padded hard shell seat
Gearing	E1 equipped with 24 speeds/ E3 has 21 speeds. Both have easy to use twist shifting
Options	Fenders, fairing

E3^{SX}

BACK SAFER.





HT-3

hand-trike

- Material: High tensile steel frame
- Wheels: 24 / 24" alloy wheels
- Tires: 24" x 1.75" outdoor tires
- Brakes: Equipped with internal coaster brake and linear pull parking brake
- Handlebar: Special hand trike model
- Grips: EVA foam tape
- Saddle: Exclusive adjustable hand trike
- Gearing: 3 speed SHIMANO drive train

Sun Bicycles' new HT-3 Hand-Trike is designed to get persons with disabilities out riding. The HT-3 features a hand powered 3-Speed Shimano drive train. A ball bearing seat slide makes seat adjustment and transfer a breeze. This trike has an adjustable crank height, forward and aft seat adjustment and independently adjustable foot rests to give the rider a custom fit. Cambered rear wheels with long wheelbase for stability. Front parking brake facilitates a safe transfer.



8



700C track frame and fork : Heat treated 4130 chromoly
 405mm chainstays : 120mm rear spacing
 Front and rear caliper mounts
 Room for 35c tires and fenders

DEL PASADO

*old school style,
 new school flare*



UNO

one gear, no fear



A track inspired fixed gear, or a freewheeling urban commuter. The Uno's rider friendly geometry allows you to determine an exact setup to suit your personal needs. The flip-flop rear hub includes both an 18-tooth freewheel and track cog allowing the choice to run freewheel or fixed gear based on your riding style. This bike is well equipped with an alloy seat post, hubs and rims with stainless steel spokes. A lightweight alloy three-piece crank with square-tapered sealed bottom bracket keeps the Uno very durable. Size specific alloy stem and handlebar, along with the cross top levers, make the cockpit a pleasure to be in. The Uno is available in 50, 53, 56, & 59cm frame sizes.

Material:	TIG welded 4130 double butted chromoly diamond style frame
Wheels:	Origin-8 Aero 31mm with flip flop Hubs to run fixed or freewheel (Rear wheel equipped with 18T freewheel and 18T fixed cog)
Tires:	700 x 26c Kenda Kontender
Brakes:	Dual pivot alloy calipers with auxiliary style top mount levers
Handlebar:	Origin-8 Bull horn style alloy bar / ideal commuter position (Size specific; 50cm=40cm Bar; 53 & 56cm=42cm bar; 59cm=44cm bar)
Stem:	Origin-8 3-D forged 7° alloy stem (size specific; 50 & 53cm=100mm Stem; 56cm=100mm stem; 59cm=120mm stem)
Cranks:	Origin-8 alloy cranks with classic messenger style chain ring (170mm x 46T)
Pedals:	Lightweight alloy contemporary design with chromoly axle
Saddle:	Origin-8

The Cutler represents a new breed of bicycle built for the urban jungle. This bike is a stylish, yet durable ride that will fit right in on campus or commuting around town. Heavy duty deep section alloy wheels and a stout frame ensure this bike will hold up under the rigors of your daily routine. The Cutler is available in 50, 53, 56, & 59cm frame sizes to fit a wide variety of rider types and sizes.



CUTLER

urban rat

Material:	TIG welded hi tensile steel
Wheels:	700c aero 28mm alloy rims with large flange steel bolt-On hubs
Tires:	700 x 32c CST, perfect width for fast rolling but still wide enough to take some abuse
Brakes:	Side pull alloy calipers with auxiliary style top mount levers
Handlebar:	Steel urban riser, 560mm Wide x 30mm rise
Stem:	Origin-8 urban alloy stem with 4-bolt face plate, 90mm Ext. x 10° rise
Cranks:	Heavy duty steel one-piece with steel chain ring (6-1/2" x 42T)
Pedals:	Lightweight contemporary design with alloy cage
Saddle:	Origin-8 urban with steel rails

F-SERIES

fold-up fashion

8



Material:	Lightweight 6061 series aluminum quick release folding frame design
Fenders:	Low profile plastic fenders to keep dirt & water away from you & the bike
Rear Carrier:	Steel, rear mount (comes stock on the 3 & 7 speed models; available as a separate purchase for the single speed version)
Wheels:	Lightweight 20" bolt-on alloy wheels
Tires:	Fast rolling 20"x1.50" street friendly Kenda Kwest tires
Brakes:	Internal coaster brake on the 1 & 3 speed models; linear pull alloy brakes & levers on the 7 speed model
Handlebar:	Alloy T-type with quick release lever for easy adjustments
Stem:	Steel / folding type with quick release lever for easy folding
Grips:	Custom 2-tone no-slip gel grips keep your hands right where they need to be
Saddle:	Origin-8 comfort saddle with quick release for easy adjustments
Seat Post:	Extra long 550mm steel seat post for extreme strength & rider fit range
Pedals:	Double sided 2-way folding pedals
Gearing:	Available in 1, internal-3, & 7 speed versions with easy to use twist grip shifting

The Origin-8 folding bikes are the ideal solution for commuter or leisure riding when cramped quarters can be an issue.

*Definition of cramped quarters; planes, trains, cars, buses, boats, closets, elevators, & cubicles just to name a few. A sleek & contemporary alloy frame design with quick release levers positioned at the handlebar, stem, seat post, and frame make for fast and easy no tools required folding.





CUSTOM
CRUISER



FULL
CUSTOM



KRUIZER
CB



KRUIZER
7



KRUIZER
3



Frame	4130 DB Chromoly, TIG-WELDED	High Tensile Steel	Hi-Tensile Steel	7005 Alloy	Hi-Tensile Steel	Hi-Tensile Steel	Hi-Tensile Steel
Fork	1-1/8" Chromoly, Straight Tapered Legs	1-1/8" Hi Tensile Steel, Threadless, Straight Legs, Single Eyelet	1" Hi-Tensile Steel	1" Hi-Tensile Steel	1" Hi-Tensile Steel	1" Hi-Tensile Steel	1" Hi-Tensile Steel
Headset	VP, 1-1/8 Theadless, Black	1-1/8" Steel, Threadless, Caged Bearings, Black	1" Steel, Sealed	1" Steel, Sealed	1" Steel, Caged Bearings, Black	1" Steel, Caged Bearings, Black	1" Steel, Caged Bearings, Black
Handlebar	Alloy, Bull Horn, 26.0 Clamp, Black	Steel, Urban Riser, 560 Wide x 30 Rise x 31.8mm Clamp, Black	Steel, 27" Wide	Steel, 27" Wide	Steel, 25" Wide	Steel, 25" Wide	Steel, 25" Wide
Stem	Origin-8 6061 Alloy W/4-Bolt Face Plate, Black	1-1/8" Alloy, Threadless, 90mm x 10° Rise, (4-Bolt Face), Black	Alloy, 80mm Ext., Silver	Alloy, 80mm Ext.	Alloy, 80mm Ext., Silver	Alloy, 80mm Ext., Silver	Alloy, 80mm Ext., Silver
Grips	EVA Cork, Brown	Classic Oury Style (Ultra Soft) Black	Custom Moto, W/Plastic Chrome Caps	Bullet Style, 2-Tone Black / Gray	Foam, Black	Foam, Black	Foam, Black
Brake Lever	Promax N249A Auxiliary Style, Alloy, W/Reach Adj., Black	Auxillary Style, Alloy W/Reach Adjustment, Black				Alloy (Linear Pull) Black / Silver	
Front Brake	Promax RC-461, Alloy, Dual Pivot, Black	Side Pull, Alloy, 47-57mm Reach, Black				Alloy (Linear Pull) Black	
Rear Brake	Promax RC-461, Alloy, Dual Pivot, Black	Side Pull, Alloy, 47-57mm Reach, Black	Shimano Coaster Brake	Shimano Coaster Brake	KT Coaster Brake	Alloy (Linear Pull) Black	Shimano Nexus-3 Coaster Brake
Front Shifter							
Rear Shifter						Shimano 7-Speed Revo Twist Shifter	Shimano 3-Speed Revo Twist Shifter
Front Derailleur							
Rear Derailleur						Shimano Tourney, Black	
Sprocket	18T		19T	19T	19T		
Freewheel	18T x 1/2" x 1/8"	16T				Shimano, 14-28T	18T
Seat Clamp / Binder Bolt	Alloy, Black	Alloy, Black	Alloy, with Q/R	Alloy, with Q/R	Integrated with Alloy Q/R, Black	Integrated Bolt/Nut Type, Silver	Integrated Bolt/Nut Type, Silver
Seat Post	Origin-8, 6061 Alloy W/Integrated Clamp, 27.2 x 350mm, Black	Steel W/Integrated Clamp, Black	Steel w/o Clamp, 25.6 x 254mm	Steel	Steel, CP	Steel, CP	Steel, CP
Saddle	Origin-8 Custom, Cro-Mo Rails, Brown	Origin-8 Urban, Steel Rails, Black	SE Custom Cruiser, Double Coil Spring Suspension, Black	SE Custom Cruiser, Double Coil Spring Suspension, Black	Cruiser, Coil Spring Suspension, Black	Cruiser, Coil Spring Suspension, Black	Cruiser, Coil Spring Suspension, Black
Crank Set	3-Piece Alloy, 170mm, Black	One-Piece Steel, 6-1/2", Black	One-Piece Steel, 6-1/2", CP	3-Piece Alloy, 170mm, Silver	One-Piece Steel, 5-1/2" for 24" & 6-1/2" for 26" Version, CP	One-Piece Steel, 6-1/2", CP	One-Piece Steel, 6-1/2", CP
Chainwheel	Alloy, 46T x 1/2" x 1/8" (5-Bolt x 110 BCD)	Steel, 42T, Black	Steel, 44T, CP	Steel, 44T, Black / Silver	Steel, 44T, Black / Silver	Steel, 42T, Black / Silver	Steel, 42T, Black / Silver
Bottom Bracket	VP-BC73, Sealed Cartridge, 68 x 103mm	Steel, Caged Bearings	Steel, Caged Bearings	Steel, Caged Bearing	Steel, Caged Bearings	Steel, Caged Bearings	Steel, Caged Bearings
Bottom Bracket Spindle	Square Taper (JIS), 68 x 103mm		none	Steel, Cotterless	none	none	none
Chain	K.M.C. Z410	K.M.C. C410, Black	K.M.C. Z410	K.M.C. Z410	K.M.C. Z410	K.M.C. Z51	K.M.C. Z410
Chain Guard	Plastic, Removable, Smoked Clear	Plastic, Removable, Smoked Clear	Steel, Painted	Steel, Painted	Steel, Painted	Steel, Painted	Steel, Painted
Pedals	VP-350, 9/16", Alloy, Black/Silver	VP Urban, Alloy Cage W/Plastic Body, Black	VP-813, Classic Black Rubber, 1/2"	VP-813, Classic Black Rubber	VP-816, Slip Resistant Top, Black	VP-816, Slip Resistant Top, Black	VP-816, Slip Resistant Top, Black
Front Hub	KT Alloy, 32H x 14G, M9 Bolt-On Axle, Black	Steel, Large Flange, 3/8" Bolt-On Axle, Black	Alloy, 3/8" Bolt-On Axle	Alloy, 3/8" Bolt-On Axle	Steel, 3/8" Bolt-On Axle, CP	Steel, 3/8" Bolt-On Axle, CP	Steel, 3/8" Bolt-On Axle, CP
Rear Hub	KT Alloy, 32H x 14G, (Flip Flop Style) M10 Bolt-On Axle, Black	Steel, Large Flange, 3/8" Bolt-On Axle, Black (For Freewheel)	Shimano Coaster Brake, CP	Shimano Coaster Brake, CP	KT Coaster Brake, CP	Steel, 3/8" Bolt-On Axle, CP (For F/W)	Shimano Nexus-3 Coaster Brake, Silver
Rims	Weinmann DP18 700c x 32H x 14G, Alloy	HJC, 700C, Alloy, White (28mm Aero)	Alloy, 26"	Alloy, 26"	24 or 26", Alloy, Silver	Alloy, 26", Silver	Alloy, 26", Silver
Front Wheel	700 x 32H x 14G Alloy-Track, Bolt-On	700C x 32H x 14G Alloy-Urban, Bolt-On	26" x 1.75 x 36H x 14G Alloy-Cruiser, Bolt-On	26" x 1.75 x 36H x 14G Alloy-Cruiser, Bolt-On	24 or 26" x 1.75 x 36H x 14G Alloy-Cruiser, Bolt-On	26" x 1.75 x 36H x 14G Alloy-Cruiser, Bolt-On	26" x 1.75 x 36H x 14G Alloy-Cruiser, Bolt-On
Rear Wheel	700 x 32H x 14G Alloy-Track, Bolt-On	700C x 32H x 14G Alloy-Urban, Bolt-On (For Freewheel)	26" x 1.75 x 36H x 14G Alloy-Cruiser, W/ Shimano Coaster Brake	26" x 1.75 x 36H x 14G Alloy-Cruiser, W/ Shimano Coaster Brake	24 or 26" x 1.75 x 36H x 14G Alloy-Cruiser, W/KT Coaster Brake	26" x 1.75 x 36H x 14G Alloy-Cruiser, (FOR F/W)	26" x 1.75 x 36H x 14G Alloy-Cruiser, W/ Nexus-3 Coaster Brake
Spokes	14G SS	14G Stainless Steel, Black	14G Stainless Steel	14G Stainless Steel	14G Stainless Steel	14G Stainless Steel	14G Stainless Steel
Tires	Kenda Kontender 700 x 26C, Black Wall	CST C1288 700 x 32C, Black Wall	26 x 2.125", Black Wall for Men's, White Wall for Ladies'	26 x 2.125", Black Wall for Men's, White Wall for Ladies'	24 or 26 x 2.125", White Wall	26 x 2.125", White Wall	26 x 2.125", White Wall
Tubes	700 x 26C, Presta Valve	700C, Schrader Valve (48mm)	26" Schrader Valve	26" Schrader Valve	24 or 26" Schrader Valve	26" Schrader Valve	26" Schrader Valve
Kickstand			Alloy	Alloy, Silver	Steel, Black	Steel, Black	Steel, Black
Fender Set			Steel, F&R Full Wrap, W/Double Stuts, Painted	Steel, F&R Full Wrap, W/Double Stuts, Painted			

	KRUIZER AL	CRUZ CB	CRUZ 7	CRUZ 3	DRIFTER CB	DRIFTER 7	DRIFTER 3
							
Frame	6061 Aluminum	7005 Alloy	7005 Alloy	7005 Alloy	7005 Alloy, Foot Forward Design	7005 Alloy, Foot Forward Design	7005 Alloy, Foot Forward Design
Fork	1" Hi-Tensile Steel	1-1/8" Hi-Tensile Steel	1-1/8" Hi-Tensile Steel	1-1/8" Hi-Tensile Steel	1-1/8" Hi-Ten Steel	1-1/8" Hi-Ten Steel	1-1/8" Hi-Ten Steel
Headset	1" Steel, Caged Bearings, Black	1-1/8" Semi Integrated, Steel	1-1/8" Semi Integrated, Steel	1-1/8" Semi Integrated, Steel	1-1/8" Semi Integrated, Steel, CP	1-1/8" Semi Integrated, Steel, CP	1-1/8" Semi Integrated, Steel, CP
Handlebar	Steel, 25" Wide x 10" Rise, CP	Steel, 27" Wide	Steel, 27" Wide	Steel, 27" Wide	Steel, 28.4" Wide, Silver	Steel, 28.4" Wide, Silver	Steel, 28.4" Wide, Silver
Stem	Alloy, 80mm Ext., Silver	Alloy, 80mm Ext.	Alloy, 80mm Ext.	Alloy, 80mm Ext.	1-1/8" Alloy W/Adj. Angle, 90mm Ext., Silver	1-1/8" Alloy W/Adj. Angle, 90mm Ext., Silver	1-1/8" Alloy W/Adj. Angle, 90mm Ext., Silver
Grips	Foam, Black	Rubber-Gel, Two-Tone	Rubber-Gel, two-tone	Rubber-Gel, Two-Tone	Rubber-Gel Anatomic, Black / Grey	Rubber-Gel Anatomic, Black / Grey	Rubber-Gel Anatomic, Black / Grey
Brake Lever			Alloy (Linear Pull), Black / Silver			Alloy (Linear Pull), Black / Silver	
Front Brake			Alloy (Linear Pull), Silver			Alloy (Linear Pull), Silver	
Rear Brake	KT Coaster Brake	Shimano Coaster Brake	Alloy (Linear Pull), Silver	Shimano Nexus-3 Coaster Brake	Shimano Coaster Brake	Alloy (Linear Pull), Silver	Shimano Nexus Coaster Brake
Front Shifter							
Rear Shifter			Shimano 7-Speed Revo Twist Shifter	Shimano 3-Speed Revo Twist Shifter		Shimano 7-Speed Revo Twist Shifter	Shimano Nexus 3-Speed Revo Twist Shifter
Front Derailleur							
Rear Derailleur			Shimano Tourney, Black			Shimano Tourney, Black	
Sprocket	19T	19T		18T	19T		18T
Freewheel			Shimano 14-28T			Shimano 14-28T	
Seat Clamp / Binder Bolt	Integrated with Alloy Q/R, Black	Alloy, with Q/R	Alloy, with Q/R	Alloy, with Q/R	Alloy, with Q/R, Silver	Alloy, with Q/R, Silver	Alloy, with Q/R, Silver
Seat Post	Steel, CP	Alloy	Alloy	Alloy	Alloy, Silver	Alloy, Silver	Alloy, Silver
Saddle	Cruiser, Coil Spring Suspension, Black	Custom Cruiser, Double Coil Spring Suspension	Custom Cruiser, Double Coil Spring Suspension	Custom Cruiser, Double Coil Spring Suspension	Sport Cruiser, Elastomer & Webspring Suspension, Black	Sport Cruiser, Elastomer & Webspring Suspension, Black	Sport Cruiser, Elastomer & Webspring Suspension, Black
Crank Set	One-Piece Steel, 6-1/2", CP	3-Piece Alloy, 170mm, Silver	3-Piece Alloy, 170mm, Silver	3-Piece Alloy, 170mm, Silver	3-Piece Alloy, 170mm, Silver	3-Piece Alloy, 170mm, Silver	3-Piece Alloy, 170mm, Silver
Chainwheel	Steel, 44T, Black / Silver CNC	Steel, 42T, Silver	Steel, 42T, Silver	Steel, 42T, Silver	Steel, 42T, Silver	Steel, 42T, Silver	Steel, 42T, Silver
Bottom Bracket	Steel, Caged Bearings, UCP	Steel, Caged Bearing	Steel, Caged Bearing	Steel, Caged Bearing	Steel, Caged Bearing	Steel, Caged Bearing	Steel, Caged Bearing
Bottom Bracket Spindle		Steel, Cotterless	Steel, Cotterless	Steel, Cotterless	Steel, Cotterless	Steel, Cotterless	Steel, Cotterless
Chain	K.M.C. Z410	K.M.C. Z410	K.M.C. Z50	K.M.C. Z410	K.M.C. Z410	K.M.C. Z50	K.M.C. Z410
Chain Guard	Steel, Painted	Steel, Painted	Steel, Painted	Steel, Painted	Steel, Painted	Steel, Painted	Steel, Painted
Pedals	VP-816, Slip Resistant Top, Black	VP 875, Slip Resistant Top, Black	VP 875, Slip Resistant Top, Black	VP 875, Slip Resistant Top, Black	VP 875, Slip Resistant Top, Black	VP 875, Slip Resistant Top, Black	VP 875, Slip Resistant Top, Black
Front Hub	Steel, 3/8" Bolt-On Axle, CP	Alloy, 3/8" Bolt-On Axle, Silver	Alloy, 3/8" Bolt-On Axle, Silver	Alloy, 3/8" Bolt-On Axle, Silver	Alloy, 36H x 14G x 3/8" Bolt-On Axle, Silver	Alloy, 36H x 14G x 3/8" Bolt-On Axle, Silver	Alloy, 36H x 14G x 3/8" Bolt-On Axle, Silver
Rear Hub	KT Coaster Brake, CP	Shimano Coaster Brake, CP	Alloy, 3/8" Bolt-On Axle, Silver FW	Shimano Nexus-3 Coaster Brake, Silver	Shimano Coaster Brake, CP	Alloy, 3/8" Bolt-On Axle, Silver FW	Shimano Nexus-3 Coaster Brake, Silver
Rims	26" Alloy, Silver	Alloy, 26"	Alloy, 26"	Alloy, 26"	Alloy, 26" x 36H x 14G, Silver	Alloy, 26" x 36H x 14G, Silver	Alloy, 26" x 36H x 14G, Silver
Front Wheel	26" x 1.75" x 36H x 14G Alloy-Cruiser, Bolt-On	26" x 1.75 x 36H x 14G Alloy-Cruiser, Bolt-On	26" x 1.75 x 36H x 14G Alloy-Cruiser, Bolt-On	26" x 1.75 x 36H x 14G Alloy-Cruiser, Bolt-On	26" x 1.75 x 36H x 14G Alloy-Cruiser, Bolt-On	26" x 1.75 x 36H x 14G Alloy-Cruiser, Bolt-On	26" x 1.75 x 36H x 14G Alloy-Cruiser, Bolt-On
Rear Wheel	26" x 1.75" x 36H x 14G Alloy-Cruiser, W/ KT Coaster Brake	26" x 1.75 x 36H x 14G Alloy-Cruiser, W/Shimano Coaster Brake	26" x 1.75 x 36H x 14G Alloy-Cruiser, (FOR FREEWHEEL)	26" x 1.75 x 36H x 14G Alloy-Cruiser, W/ Nexus-3 Coaster Brake	26" x 1.75 x 36H x 14G Alloy-Cruiser, W/Shimano Coaster Brake	26" x 1.75 x 36H x 14G Alloy-Cruiser, (FOR FREEWHEEL)	26" x 1.75 x 36H x 14G Alloy-Cruiser, W/ Nexus-3 Coaster Brake
Spokes	14G Stainless Steel	14G Stainless Steel	14G Stainless Steel	14G Stainless Steel	14G Stainless Steel	14G Stainless Steel	14G Stainless Steel
Tires	Kenda Cruiser 26" x 2.125", Black Wall	26 x 2.125", Black Wall for Men's, White Wall for Ladies'	26 x 2.125", Black Wall for Men's, White Wall for Ladies'	26 x 2.125", Black Wall for Men's, White Wall for Ladies'	26 x 1.95", Black Wall for Men's, White Wall for Ladies'	26 x 1.95", Black Wall for Men's, White Wall for Ladies'	26 x 1.95", Black Wall for Men's, White Wall for Ladies'
Tubes	26" Schrader Valve	26" Schrader Valve	26" Schrader Valve	26" Schrader Valve	26" Schrader Valve	26" Schrader Valve	26" Schrader Valve
Kickstand	Steel, Black	Alloy, Silver	Alloy, Silver	Alloy, Silver	Alloy, Silver	Alloy, Silver	Alloy, Silver
Fender Set		Steel, F&R Full Wrap, W/Single Struts, Painted	Steel, F&R Full Wrap, W/Single Struts, Painted	Steel, F&R Full Wrap, W/Single Struts, Painted			



Frame	7005 Alloy, Foot Forward Design	7005 Alloy, Foot Forward Design	7005 Alloy, Foot Forward Design	7005 Alloy, Foot Forward Design	7005 Alloy	7005 Series Aluminum, TIG-Welded	Hi-Tensile Steel
Fork	1-1/8" Hi Tensile Steel, Curved Legs, Double Eyelets, Painted	1-1/8" Hi Tensile Steel, Curved Legs, Double Eyelets, Painted	1-1/8" Hi Tensile Steel, Curved Legs, Double Eyelets, Painted	1-1/8" Hi Tensile Steel, Curved Legs, Double Eyelets, Painted	1-1/8" Hi Tensile Steel, Straight Legs	1-1/8" Hi Tensile Steel, Straight Legs	1-1/8'' Hi Tensile Steel, Curved Legs, Double Eyelets
Headset	1-1/8" Semi-Integrated, Steel, Black	1-1/8" Semi-Integrated, Steel, Black	1-1/8" Semi-Integrated, Steel, Black	1-1/8" Semi-Integrated, Steel, Black	1-1/8" Steel, Black	VP 1-1/8" Semi Integrated, Steel, Black	1-1/8" Steel, Sealed, Black
Handlebar	Steel with curved cross brace, 26" Wide x 7" Rise, CP	Steel with curved cross brace, 26" Wide x 7" Rise, CP	Steel with curved cross brace, 26" Wide x 7" Rise, CP	Steel with curved cross brace, 26" Wide x 7" Rise, CP	Steel, 28" Wide x 7" Rise, CP	Steel, BMX, 28" Wide x 8" Rise, Azure Blue	Steel, 25" Wide x 3" Rise, Black
Stem	Alloy W/Micro Adj. Angle, 90mm Ext., Silver	Alloy W/Micro Adj. Angle, 90mm Ext., Silver	Alloy W/Micro Adj. Angle, 90mm Ext., Silver	Alloy W/Micro Adj. Angle, 90mm Ext., Silver	Alloy, 80mm Ext., Silver	Alloy, BMX, 22.2mm Quill W/4-Bolt Face Plate, Black	Alloy, 80mm Ext., Black
Grips	Rubber-Gel, Black/Grey	Rubber-Gel, Black/Grey	Rubber-Gel, Black/Grey	Rubber-Gel, Black/Grey	Rubber-Gel, W/Inner Foam, Black / Grey	Rubber, Mushroom Style, Black	Kraton Rubber, Black
Brake Lever	Alloy (Linear Pull)	Alloy (Linear Pull)	Alloy (Linear Pull)	Alloy (Linear Pull)		Alloy, 3-Finger Lever, Black	
Front Brake	Alloy (Linear Pull), Silver	Alloy (Linear Pull), Silver	Alloy (Linear Pull), Silver	Alloy (Linear Pull), Silver		Promax High Leverage Arch, Alloy, Black	
Rear Brake	Alloy (Linear Pull), Silver	Alloy (Linear Pull), Silver	Alloy (Linear Pull), Silver	Alloy (Linear Pull), Silver	Shimano Coaster Brake	Promax High Leverage Arch, Alloy, Black	Shimano Coaster Brake
Front Shifter		Microshift 3-Speed Grip Shift		Microshift 3-Speed Grip Shift			
Rear Shifter	Microshift 7-Spd Grip Shift	Microshift 7-Spd Grip Shift	Microshift 7-Spd Grip Shift	Microshift 7 Speed Grip Shift		7-Speed Twist Shifter	
Front Derailleur		Shimano FD-C051		Shimano FD-C051			
Rear Derailleur	Shimano Tourney, Black	Shimano Tourney, Black	Shimano Tourney, Black	Shimano Tourney, Black		Shimano RD-TX31 Tourney, Black	
Sprocket	none	none	none	none	19T		19T
Freewheel	Shimano (7-Speed) 14-28T	Shimano (7-Speed) 14-28T	Shimano (7-Speed) 14-28T	Shimano (7-Speed) 14-28T		Shimano RD-TX31 Tourney, Black	
Seat Clamp / Binder Bolt	Alloy, with Q/R, Black	Alloy, with Q/R, Black	Alloy, with Q/R, Black	Alloy, with Q/R, Black	Alloy, with Q/R, Black	Alloy with Q/R, Black	Integrated with Alloy Q/R, Black
Seat Post	Alloy, Suspension, Silver W/Black Boot	Alloy, Suspension, Silver W/Black Boot	Alloy, Suspension, Silver W/Black Boot	Alloy, Suspension, Silver W/Black Boot	Alloy, Black	Alloy, Black	Steel, Black
Saddle	Comfort Foam, Elastomer Suspension, Black	Comfort Foam, Elastomer Suspension, Black	Comfort Foam, Elastomer Suspension, Black	Comfort Foam, Elastomer Suspension, Black	Deluxe Cruiser, Elastomer Suspension, Black	Comfort Cruiser, Elastomer Suspension, Black	Deluxe Cruiser, Double Coil Spring Suspension, Black
Crank Set	3-Piece Alloy, 170mm, Silver	3-Piece Alloy, 170mm, Silver	3-Piece Alloy, 170mm, Silver	3-Piece Alloy, 170mm, Silver	3-Piece Alloy, 152mm for 24" & 170mm for 26" Wheel, Silver	3-Piece Chromoly, 170mm, Black	One-Piece Chromoly, 6-1/2", Black
Chainwheel	Steel, 42T, Silver	Steel, 28/38/48T, Silver	Steel, 42T, Silver	Steel, 28/38/48T, Painted Silver	Steel, 44T, Black	Alloy, 42T, Black / Silver	Steel, 42T, Black
Bottom Bracket	Steel, Caged Bearing	Steel, Caged Bearing	Steel, Caged Bearing	Steel, Caged Bearing	Steel, Caged Bearing	Steel, Caged Bearings	Steel, Sealed, Black
Bottom Bracket Spindle	Steel, Cotterless	Steel, Cotterless	Steel, Cotterless	Steel, Cotterless	Steel, Cotterless	8 Tooth Splined, Steel	
Chain	K.M.C. Z50	K.M.C. Z50	K.M.C. Z50	K.M.C. Z50	K.M.C. Z410 Rust Buster, Silver	K.M.C. Z50, Black	K.M.C. Z410 Rust Buster, Silver
Chain Guard	Plastic Chain Ring Guard, Silver	Plastic Chain Ring Guard, Silver	Plastic Chain Ring Guard, Silver	Plastic Chain Ring Guard, Silver	Steel, Painted	Plastic, Removable, Smoked Clear	Steel, Painted
Pedals	VP 875, Slip Resistant Top, Black	VP 875, Slip Resistant Top, Black	VP 875, Slip Resistant Top, Black	VP 875, Slip Resistant Top, Black	VP 875, Slip Resistant Top, Black	VP-567 BMX, Black	VP 875, Slip Resistant Top, Black
Front Hub	Alloy, Q/R Axle, Silver	Alloy, Q/R Axle, Silver	Alloy, Q/R Axle, Silver	Alloy, Q/R Axle, Silver	Alloy, Sealed, 3/8" Bolt-On Axle, Silver	Alloy, Bolt-On Axle, Black	Steel, 3/8" Cro-Mo Bolt-On Axle, CP
Rear Hub	Alloy, 3/8" QR Axle, Silver, (FOR FREE-WHEEL)	Alloy, 3/8" QR Axle, Silver, (FOR FREE-WHEEL)	Alloy, 3/8" QR Axle, Silver, (FOR FREE-WHEEL)	Alloy, 3/8" QR Axle, Silver, (FOR FREE-WHEEL)	Shimano Coaster Brake, CP	Alloy, Black (For Freewheel)	Shimano Coaster Brake, CP
Rims	Alloy, 26", Silver	Alloy, 26", Silver	Alloy, 700c, Silver	Alloy, 700C, Silver	Alloy, 24 or 26", Silver	HJC 26" x 36H x 14G, Alloy, Azure Blue	Alloy, 26"
Front Wheel	26" x 1.75 x 36H x 14G Alloy-Comfort, Q/R	26" x 1.75 x 36H x 14G Alloy-Comfort, Q/R	700c x 36H x 14G Alloy-Hybrid, Q/R	700C x 36H x 14G Alloy-Hybrid, Q/R	24 or 26" x 1.75 x 36H x 12G Alloy-Cruiser, Bolt-On	26" x 1.75 x 36H x 14G Alloy-Cruiser, Bolt-On	26" x 1.75 x 36H x 12G Alloy-Cruiser, Bolt-On
Rear Wheel	26" x 1.75 x 36H x 14G Alloy-Comfort, QR, (FOR FREEWHEEL)	26" x 1.75 x 36H x 14G Alloy-Comfort, QR, (FOR FREEWHEEL)	700c x 36H x 14G Alloy-Hybrid, QR, (FOR FREEWHEEL)	700C x 36H x 14G Alloy-Hybrid, QR, (FOR FREEWHEEL)	24 or 26" x 1.75 x 36H x 12G Alloy-Cruiser, W/Shimano Coaster Brake	26" x 1.75 x 36H x 14G Alloy-Cruiser, (FOR FREEWHEEL)	26" x 1.75 x 36H x 12G Alloy-Cruiser, W/Shimano Coaster Brake
Spokes	14G Stainless Steel	14G Stainless Steel	14G Stainless Steel	14G Stainless Steel	12G Stainless Steel Spokes	14G Stainless Steel	12G Stainless Steel (Heavy Duty)
Tires	CST 26 x 1.95", Black Wall	CST 26 x 1.95", Black Wall	CST 700 x 38C, Black Wall	CST 700 x 38C, Black Wall	Kenda Cruiser 24 or 26 x 2.125", Black Wall	Kenda K-RAD 26" x 2.125", Black Wall	Kenda Komfort 26 x 2.125", Black Wall
Tubes	26'' Schrader Valve	26'' Schrader Valve	700 x 38C, Schrader Valve	700 x 38C, Schrader Valve	24 or 26" Schrader Valve	26" x 1.90-2.35'', Schrader Valve	26" Schrader Valve
Kickstand					Steel, Heavy Duty, CP	Alloy, Center Mount, Black	Alloy, Silver
Fender Set							Steel, F&R Full Wrap, W/Double Struts, Painted

ATLAS
X-TYPE



F-1
SELECT



F-3
SPORT



F-7
SPEED



STREAMWAY



STREAMWAY
7



STREAMWAY
3



Frame	Hi-Tensile Steel	6061 Series Aluminum, TIG-Welded	6061 Series Aluminum, TIG-Welded	6061 Series Aluminum, TIG-Welded	7005 Alloy, Low Step-Thru Design	7005 Alloy, Low Step-Thru Design	7005 Alloy, Low Step-Thru Design
Fork	1" Hi Tensile Steel, Curved Legs, Double Eyelets	1-1/8" Hi Tensile Steel, Straight Legs, Double Eyelets	1-1/8" Hi Tensile Steel, Straight Legs, Double Eyelets	1-1/8" Hi Tensile Steel, Straight Legs, Double Eyelets	1-1/8" Hi Tensile Steel, Curved Legs, Double Eyelets	1-1/8" Hi Tensile Steel, Curved Legs, Double Eyelets	1-1/8" Hi Tensile Steel, Curved Legs, Double Eyelets
Headset	1" Steel, Sealed, Black	1-1/8"Semi-Integrated, Alloy, Black	1-1/8"Semi-Integrated, Alloy, Black	1-1/8"Semi-Integrated, Alloy, Black	1-1/8" Semi Integrated, Steel, CP	1-1/8" Semi Integrated, Steel, CP	1-1/8" Semi Integrated, Steel, CP
Handlebar	Steel W/Cross Brace, 26.4" Wide x 6.7" Rise, Black	Alloy, T-Type, 20.5" Wide, Black	Alloy, T-Type, 20.5" Wide, Black	Alloy, T-Type, 20.5" Wide, Black	Steel, 26.8'' Wide x 6.7'' Rise x 25.4mm Clamp, Silver	Steel, 26.8'' Wide x 6.7'' Rise, Silver	Steel, 26.8'' Wide x 6.7'' Rise, Silver
Stem	Alloy, 80mm Ext., Black (2-Bolt Face Plate)	1-1/8" Steel, Folding, with Q/R, Black Plate)	1-1/8" Steel, Folding, with Q/R, Black	1-1/8" Steel, Folding, with Q/R, Black	Alloy W/Adj. Angle, 90mm Ext., Silver	Alloy W/Adj. Angle, 90mm Ext., Silver	Alloy W/Adj. Angle, 90mm Ext., Silver
Grips	Kraton Rubber, Black	Rubber-Gel, Two-Tone Black/Grey	Rubber-Gel, Two-Tone Black/Grey	Rubber-Gel, Two-Tone Black/Grey	Rubber-Gel, Black / Grey	Rubber-Gel, Black / Grey	Rubber-Gel, Black / Grey
Brake Lever				Alloy (Linear Pull), Black / Silver		Alloy (Linear Pull)	
Front Brake				Alloy (Linear Pull), Black		Alloy (Linear Pull), Silver	
Rear Brake	Shimano Coaster Brake	KT Coaster Brake	Shimano Nexus Inter-3 Coaster Brake	Alloy (Linear Pull), Black	Shimano Coaster Brake	Alloy (Linear Pull), Silver	Shimano Nexus Inter-3 Coaster Brake
Front Shifter			none	none			
Rear Shifter			Shimano 3-Speed Revo Twist Shifter	Shimano 7-Speed Revo Twist Shifter		Shimano 7-Speed Revo Twist Shifter	Shimano 3-Speed Revo Twist Shifter
Front Derailleur							
Rear Derailleur				Shimano RD-TX31 Tourney, Black		Shimano Tourney, Black	
Sprocket	19T	19T	19T		19T		18T
Freewheel				Shimano (7-Speed) 14-32T		Shimano (7-Speed) 14-28T	
Seat Clamp / Binder Bolt	Integrated with Alloy Q/R, Black	Alloy, with Q/R, Black	Alloy, with Q/R, Black	Alloy, with Q/R, Black	Alloy, with Q/R, Silver	Alloy, with Q/R, Silver	Alloy, with Q/R, Silver
Seat Post	Steel, Black	Steel, 34.1 x 550mm, Black	Steel, 34.1 x 550mm, Black	Steel, 34.1 x 550mm, Black	Alloy, Silver	Alloy, Silver	Alloy, Silver
Saddle	Deluxe Cruiser, Double Coil Spring Suspension, Black	Origin-8 Comfort, Black	Origin-8 Comfort, Black	Origin-8 Comfort, Black	Comfort Cruiser, Elastomer Suspension, Black	Comfort Cruiser, Elastomer Suspension, Black	Comfort Cruiser, Elastomer Suspension, Black
Crank Set	One-Piece Chromoly, 6-1/2", Black	3-Piece Alloy, 170mm, Black	3-Piece Alloy, 170mm, Black	3-Piece Alloy, 170mm, Black	3-Piece Alloy, 170mm, Silver	3-Piece Alloy, 170mm, Silver	3-Piece Alloy, 170mm, Silver
Chainwheel	Steel, 44T, Black	Steel, 52T W/Double Plastic Chain Cover, Black	Steel, 52T W/Double Plastic Chain Cover, Black	Steel, 52T W/Double Plastic Chain Cover, Black	Steel, 42T, Silver	Steel, 42T, Silver	Steel, 42T, CP
Bottom Bracket	Steel, Sealed, Black	Steel, Sealed Cartridge Bearings	Steel, Sealed Cartridge Bearings	Steel, Sealed Cartridge Bearings	Steel, Caged Bearing, Black	Steel, Caged Bearing, Black	Steel, Caged Bearing, Black
Chain	K.M.C. Z410 Rust Buster, Silver	K.M.C. Z410	K.M.C. Z410	K.M.C. Z51	K.M.C. Z410	K.M.C. Z50	K.M.C. Z410
Chain Guard	Steel, Painted				Steel, Painted	Steel, Painted	Steel, Painted
Pedals	Wellgo LU-214, Alloy W/Chromoly Spindle, Slip Resistant Top, Silver	VP 115, Plastic, Folding, Black	VP 115, Plastic, Folding, Black	VP 115, Plastic, Folding, Black	VP 875, Slip Resistant Top, Black	VP 875, Slip Resistant Top, Black	VP 875, Slip Resistant Top, Black
Front Hub	Steel, 3/8" Cro-Mo Bolt-On Axle, CP	Alloy, 5/16" Bolt-On Axle, Black	Alloy, 5/16" Bolt-On Axle, Black	Alloy, 5/16" Bolt-On Axle, Black	Alloy, 3/8" Bolt-On Axle, Silver	Alloy, 3/8" Bolt-On Axle, Silver	Alloy, 3/8" Bolt-On Axle, Silver
Rear Hub	Shimano Coaster Brake, CP	KT Coaster Brake, Black	Shimano Nexus Inter-3 Coaster Brake, Silver	Alloy, 3/8" Bolt-On Axle, Black (FOR FREEWHEEL)	Shimano Coaster Brake, CP	Alloy, 3/8" Bolt-On Axle, Silver (FOR FREEWHEEL)	Shimano Nexus-3 Coaster Brake, Silver
Rims	Alloy, 26", Silver	Alloy, 20", Black	Alloy, 20", Black	Alloy, 20", Black	Alloy, 26", Silver	Alloy, 26", Silver	Alloy, 26", Silver
Front Wheel	26" x 1.75 x 36H x 12G Alloy-Cruiser, Bolt-On	20" x 1.75" x 20H x 14G Alloy-Folding, Bolt-On	20" x 1.75" x 20H x 14G Alloy-Folding, Bolt-On	20" x 1.75" x 20H x 14G Alloy-Folding, Bolt-On	26" x 1.75 x 36H 14G Alloy-Cruiser, Bolt-On	26" x 1.75 x 36H x 14G Alloy-Cruiser, Bolt-On	26" x 1.75 x 36H x 14G Alloy-Cruiser, Bolt-On
Rear Wheel	26" x 1.75 x 36H x 12G Alloy-Cruiser, W/ Shimano Coaster Brake	20" x 1.75" x 28H x 14G Alloy-Folding, W/ KT Coaster Brake	20" x 1.75" x 28H x 14G Alloy-Folding, W/ Shimano Nexus Inter-3 Coaster Brake	20" x 1.75 x 28H x 14G Alloy-Folding, (FOR FREEWHEEL)	26" x 1.75 x 36H x 14G Alloy-Cruiser, W/ Shimano Coaster Brake	26" x 1.75 x 36H x 14G Alloy-Cruiser, (FOR FREEWHEEL)	26" x 1.75 x 36H x 14G Alloy-Cruiser, W/ Nexus-3 Coaster Brake
Spokes	12G Stainless Steel (Heavy Duty)	14G Stainless Steel, Black	14G Stainless Steel, Black	14G Stainless Steel, Black	14G Stainless Steel	14G Stainless Steel	14G Stainless Steel
Tires	CST 241 26 x 2.125", Black Wall	Kenda K193 Quest 20" x 1.50", Black Wall	Kenda K193 Quest 20" x 1.50", Black Wall	Kenda K193 Quest 20" x 1.50", Black Wall	26 x 1.95", Black Wall	26 x 1.95", Black Wall	26 x 1.95", Black Wall
Tubes	26'' Schrader Valve	20" x 1.50", Schrader Valve	20" x 1.50", Schrader Valve	20" x 1.50", Schrader Valve	26" Schrader Valve	26'' Schrader Valve	26'' Schrader Valve
Kickstand	Alloy, Silver	Steel, Center Mount, Black	Steel, Center Mount, Black	Steel, Center Mount, Black	Alloy, Silver	Alloy, Silver	Alloy, Silver
Fender Set	Steel, F&R Full Wrap, W/Double Struts, Painted		Plastic, F&R, W/ Single Strut, Black	Plastic, F&R, W/ Single Strut, Black	Plastic, Silver	Plastic, Silver	Plastic, Silver
Rear Rack			Steel, Black	Steel, Black			

BISCAYNE
7 AND CB



BRICKELL
7 AND CB



MIAMI-SUN
TRADITIONAL



MIAMI-SUN
DELUXE



ATLAS TRIKE



ATLAS CARGO
TRIKE



Frame	High Tensile Steel	7005 Alloy	Frame	High Tensile Steel, TIG-Welded	High Tensile Steel, TIG-Welded	High Tensile Steel, TIG-Welded	High Tensile Steel, TIG-Welded
Fork	1-1/8" Hi Tensile Steel, Curved Legs, Double Eyelets	1-1/8'' Hi Tensile Steel, Curved Legs, Double Eyelets	Fork	1'' Hi Tensile Steel, Curved Tapered Legs, Double Eyelets	1'' Hi Tensile Steel, Curved Tapered Legs, Double Eyelets	1'' Hi Tensile Steel, Curved Tapered Legs, Double Eyelets	1'' Hi Tensile Steel, Curved Tapered Legs, Double Eyelets
Headset	1-1/8" Steel, Caged Bearings, Black	1-1/8" Semi Integrat-ed, Steel, Black	Frame Rear Unit	High Tensile Steel, TIG-Welded	High Tensile Steel, TIG-Welded	High Tensile Steel, TIG-Welded	High Tensile Steel, TIG-Welded
Handlebar	Steel, 28.4" Wide x 7.3" Rise, Black	Steel, 28.4" Wide x 7.3" Rise, Black	Headset	Steel, Caged Bear-ings, CP	Steel, Caged Bear-ings, CP	Steel, Caged Bear-ings, CP	Steel, Caged Bear-ings, CP
Stoker Handlebar	Steel, 27" Wide x 10.8" Rise, Black	Steel, 27" Wide x 10.8" Rise, Black	Handlebar	Steel, 27.6" Wide x 9" Rise, CP	Steel, 27.6" Wide x 9" Rise, CP	Steel, 27.6" Wide x 9" Rise, CP	Steel, 27.6" Wide x 9" Rise, CP
Stem	Alloy, 80mm Ext., Black	Alloy W/Micro Adj. Angle, 90mm Ext., Black	Stem	Steel, 205mm Quill x 60mm Ext, CP	Steel, 205mm Quill x 60mm Ext, CP	Steel, 205mm Quill x 60mm Ext, CP	Steel, 205mm Quill x 60mm Ext, CP
Stoker Stem	Alloy, Adjustable Reach (4-Bolt Face) Black	Alloy, Adjustable Reach (4-Bolt Face) Black	Grips	Foam, Black	Foam, Black	Foam, Black	Rubber, Black
Grips	Foam, Black	Rubber-Gel, Black / Grey	Brake Lever	Alloy, Linear Pull W/ Parking Lock, Black/ Silver	Alloy, Linear Pull W/ Parking Lock, Black/ Silver	Alloy, Linear Pull W/ Parking Lock, Black/ Silver	Alloy, Linear Pull W/ Parking Lock, Black/ Silver
Brake Lever	Tektro, Alloy (Linear Pull) Black / Silver	Tektro, Alloy (Linear Pull) Black / Silver	Front Brake	Alloy, Linear Pull, Silver	Alloy, Linear Pull, Silver	Alloy, Linear Pull, Silver	Alloy, Black / Silver
Front Brake	Tektro Alloy (Linear Pull) Black	Tektro Alloy (Linear Pull) Black	Rear Brake				Band Brake
Rear Brake	Tektro Alloy (Linear Pull) Black (Shimano Coaster Brake on CB)	Tektro Alloy (Linear Pull) Black (Shimano Coaster Brake on CB)	Freewheel	20T	20T	20T	20T
Rear Shifter	Shimano 7-Speed Revo Twist Shifter (7spd model only)	Shimano 7-Speed Revo Twist Shifter (7spd model only)	Seat Clamp / Binder Bolt	Integrated Bolt/Nut Type, Silver	Integrated Bolt/Nut Type, Silver	Integrated Bolt/Nut Type, Silver	Integrated Bolt/Nut Type, Silver
Rear Derailleur	Shimano RD-TX31 Tourney, Black (7spd model only)	Shimano RD-M310 Altus, Black (7spd model only)	Seat Post	Steel, 12", CP	Steel, 12", CP	Steel, 12", CP	Steel, 12", CP
Freewheel	Shimano HG-37 (7-Speed) 14-28T (19t Sprocket on CB)	Shimano HG-37 (7-Speed) 14-28T (19t sprocket on CB)	Seat Support Bar	Steel, 19", CP	Steel, 19", CP		
Seat Clamp / Binder Bolt	Alloy W/Double Binder Bolt, Black	Alloy W/Double Binder Bolt, Black	Saddle	Western Style, Black	Western Style, Black	Cruiser, Double Coil Spring Suspension, Molded Foam, Black	Cruiser, Double Coil Spring Suspension, Molded Foam, Black
Stoker Seat Clamp	Alloy W/Single Binder Bolt, Black	Alloy W/Single Binder Bolt, Black	Crank Set	One-Piece Steel, 6", CP	One-Piece Steel, 6", CP	One-Piece Steel, 6", CP	Three-Piece, Steel, 6" Black
Seat Post	Alloy, Black	Alloy W/Integrated Clamp, Black	Chainwheel	Steel, 36T, CP	Steel, 36T, CP	Steel, 36T, CP	Steel, 36T, Black
Saddle	Comfort Cruiser, Elastomer Suspension, Black	Comfort Cruiser, Elastomer Suspension, Black	Bottom Bracket	Steel for OPC, Caged Bearings, UCP	Steel for OPC, Caged Bearings, UCP	Steel for OPC, Caged Bearings, UCP	Sealed Cartridge w/ chromoly axle
Captain Crank Left	3-Piece Alloy, 170mm W/42T Steel Ring, Black	3-Piece Alloy, 170mm W/42T Steel Ring, Black	Chain	Taya 410B, 1/2" x 1/8", Black	Taya 410B, 1/2" x 1/8", Black	Taya 410B, 1/2" x 1/8", Black	Taya 410B, 1/2" x 1/8", Black
Captain Crank Right	3-Piece Alloy, Black	Alloy, 170mm, Black	Chainguard	Steel, Painted	Steel, Painted	Steel, Painted	Steel, Painted
Stoker Crank Left	3-Piece Alloy, 170mm W/42T Steel Ring, Black	3-Piece Alloy, 170mm W/42T Steel Ring, Black	Pedals	VP-560, Plastic, Black	VP-560, Plastic, Black	VP-560, Plastic, Black	VP-560, Plastic, Black
Stoker Crank Right	3-Piece Alloy, 170mm W/42T Steel Ring, Black	3-Piece Alloy, 170mm W/42T Steel Ring, Black	Front Hub	Steel, with 3/8" Bolt-On Axle, CP			Steel with 3/8" Bolt-On Axle, CP
Chainwheel	Steel, Black Painted W/Plastic Chain Cover	Steel, Black (4-Bolt x 104mm BCD) W/Plas-tic Chain Cover	Rear Hub	Steel, Large Flange, with Cartridge Bear-ings, Black			Steel, Large Flange with Cartridge Bear-ings, Black
Bottom Bracket	Steel, Caged Bear-ing, UCP	Steel, Caged Bear-ings, UCP	Rims	24" x 36H x 14G, Al-loy, Silver			24" x 36H x 12G Steel, CP
Chain	K.M.C. Z50, Black	K.M.C. Z50, Black	Front Wheel	24" x 1.75 x 36H x 14G Alloy-Trike, Bolt-On	See Custom Wheel Op-tions	See Custom Wheel Op-tions	24x2.125 x 36H x 12G Steel, Bolt-On
Tandem Drive Chain	K.M.C. Z410, Black	K.M.C. Z410, Black	Rear Wheel	24" x 1.75 x 36H x 14G Alloy-Trike, Bolt-On	See Custom Wheel Op-tions	See Custom Wheel Op-tions	24x2.125 x 36H x 12G Steel, Bolt-On
Chain Guard	Steel, Painted	Steel, Painted	Spokes	14G Stainless Steel			12G UCP
Pedals	VP 875, Slip Resis-tant Top, Black	VP 875, Slip Resis-tant Top, Black	Tires	Innova 24" x 1.75, Black Wall	Innova 24" x 1.75, Black Wall		24x2.125" Heavy Duty
Front Hub	Alloy, 3/8" Bolt-On Axle, Black	Alloy, 3/8" Bolt-On Axle, Black	Tubes	24" x 1.75", Schrader Valve	24" x 1.75", Schrader Valve	24" x 1.75", Schrader Valve	24" x 2.125", Schrad-er Valve
Rear Hub	Alloy, 3/8" Bolt-On Axle, Black on Free-wheel (Shimano CB on Coaster Brake model)	Alloy, 3/8" Bolt-On Axle, Black on Free-wheel (Shimano CB on Coaster Brake model)	Front Fender	Steel, Full Wrap, W/ Single Strut, Stain-less Steel	Steel, Full Wrap, W/ Single Strut, Stain-less Steel	Steel, Full Wrap, W/ Single Strut, Stain-less Steel	
Rims	Alloy, Metallic Red W/Ground Side Wall	Alloy, Black w/Ground Side Wall	Rear Fender	none	none	none	
Front Wheel	26" x 1.75 x 36H x 14G Alloy-Cruiser, Bolt-On	26" x 1.75 x 36H x 12G Alloy-Cruiser, Bolt-On	Basket / Deck	Steel, Vinyl Coated, 21" Long x 15" Wide x 9" High	Steel, Vinyl Coated, 21" Long x 15" Wide x 9" High	Steel, Vinyl Coated, 21" Long x 15" Wide x 9" High	Steel, Vinyl Coated, 21" Long x 18" Deep
Rear Wheel	26" x 1.75 x 36H x 14G Alloy-Cruiser	26" x 1.75 x 36H x 12G Alloy-Cruiser					
Spokes	14G Stainless Steel	12G Stainless Steel					
Tires	Duro Beach Bum 26 x 2.125", Black Wall	Kenda K841A Komfort 26 x 1.95", Black Wall					
Tubes	26" Schrader Valve	26", Schrader Valve					
Kickstand	Alloy, Silver	Alloy, Black					
Fender Set	Steel, F&R, W/Single Struts, Painted	Plastic, F&R W/Rubber Bump Guards, Silver					

TOUR EASY

TOMAHAWK

EZ-1 SX

EZ-TANDEM
CX

EZ-TANDEM
AX

X1 SX

X2 CX

X2 AX



Frame	Cro-Mo Tig Welded	Cro-Mo Tig Welded	High Tensile Tig Welded Steel	Cro-Mo Tig Welded	7005 Tig Welded Aluminum	High Tensile Tig Welded Steel	Cro-Mo Tig Welded	7005 Tig Welded Aluminum
Fork	Full Cro-Mo	Full Cro-Mo	High Tensile Blades Cro-mo Steerer	Full Cro-Mo	Full Cro-Mo	High Tensile Blades Cro-mo Steerer	Full Cro-Mo	Full Cro-Mo
Bottom Bracket	Sealed Cartridge 68mm	Sealed Cartridge 68mm	Standard	Sealed Cartridge 68mm	Sealed Cartridge IPS 68mm	Standard	Sealed Cartridge 68mm	Sealed Cartridge 68mm
Crank Set	EasyRacer Alloy 170x52/42/30	Alloy 170x52/42/30	Alloy 170x52/42/30 (steel rings)	Tandem Alloy 170x52/42/30	Tandem IPS Alloy 170x52/42/30	Alloy 170x52/42/30 (steel rings)	Sun Bicycles Alloy 170x52/42/30	Sun Bicycles Alloy 170x52/42/30
Front Derailleur	Microshift	Microshift	Microshift	Shimano Deore	Shimano Deore	Shimano	Microshift	Microshift
Rear Derailleur	Sram X.7	Shimano Altus	Shimano	Shimano Deore	Shimano Deore XT	Shimano Altus	Shimano Altus	Shimano Deore
Rear Shifter	Sram X.7	Sram MRX	Sram MRX	Sram Centera	Sram Centera	Sram MRX	Sram MRX	Sram MRX
Front Shifter	Sram X.7	Sram MRX	Sram MRX	Sram Centera	Sram Centera	Sram MRX	Sram MRX	Sram MRX
Freewheel	Sram 11-34 9sp	Sram 11-32 8sp	Sram 11-32 8sp	Shimano 11-34 9sp	Shimano 11-34 9sp	Sram 11-32 8sp	Sram 11-32 8sp	Sram 11-32 9sp
Pedals	Alloy Cage	Alloy Cage	Alloy Cage	Alloy Cage	Alloy Cage	Alloy Cage	Alloy Cage	Alloy Cage
Front Brake	Avid SD-3 Linear Pull	Tektro Compact Linear Pull	C-Star Aluminum Linear Pull	Avid BB-5 Mechanical Disc	Avid BB-5 Mechanical Disc	C-Star Aluminum Linear Pull	Promax Aluminum Linear Pull	Promax Aluminum Linear Pull
Rear brake	Avid SD-3 Linear Pull	Promax Aluminum Linear Pull	C-Star Aluminum Linear Pull	Avid BB-5 Mechanical Disc	Avid BB-5 Mechanical Disc	C-Star Aluminum Linear Pull	Promax Aluminum Linear Pull	Promax Aluminum Linear Pull
Front Brake Lever	Avid FR-5 Linear Pull	Promax Aluminum Linear Pull	C-Star Aluminum	Avid Speed Dial 7	Avid Speed Dial 7	C-Star Aluminum Linear Pull	Promax Aluminum Linear Pull	Promax Aluminum Linear Pull
Rear Brake Lever	Avid FR-5 Linear Pull	Promax Aluminum Linear Pull	C-Star Aluminum	Avid Speed Dial 7	Avid Speed Dial 7	C-Star Aluminum Linear Pull	Promax Aluminum Linear Pull	Promax Aluminum Linear Pull
Headset	Sealed Mechanism Aluminum	Integrated Aluminum	Sealed Mechanism Steel	Sealed Mechanism Aluminum	Sealed Mechanism Aluminum	Integrated Sealed Mechanism Steel	Integrated Sealed Mechanism Aluminum	Integrated Sealed Mechanism Aluminum
Handlebar	Alloy EasyRacer	Alloy w/Telescoping Top Load Stem	Steel w/2 Bottle Braze-ons	Alloy w/2 Bottle Braze-ons	Alloy w/2 Bottle Braze-ons	Steel w/Bottle Braze-on	Alloy w/Telescoping Top Load Stem	Alloy w/Telescoping Top Load Stem
Grips	2-Tone Kraton Gel	2-Tone Kraton Gel	2-Tone Kraton Gel	2-Tone Kraton Gel	2-Tone Kraton Gel	2-Tone Kraton Gel	2-Tone Kraton Gel	2-Tone Kraton Gel
Stem	EasyRacer 240mm Quill w/60mm Ahead Stem		Alloy 240mm Quill w/60mm Ahead Stem	Alloy 240mm Quill w/60mm Ahead Stem	Alloy 240mm Quill w/60mm Ahead Stem	Alloy 240mm Quill w/60mm Ahead Stem		
Front Hub	EasyRacer Alloy Q/R	Formula Alloy Q/R	Alloy Q/R	American Classic Tandem Q/R	American Classic Tandem Q/R	Formula Alloy Q/R	Formula Alloy Q/R	Formula Sealed Bearing Q/R
Rear Hub	EasyRacer Alloy Q/R Cassette	Formula Alloy Q/R Cassette	Alloy Q/R Cassette	American Classic Tandem Q/R Cassette	American Classic Tandem Q/R Cassette	Formula Alloy Q/R Cassette	Formula Alloy Q/R Cassette	Formula Sealed Bearing Q/R Cassette
Front Rim	Alex DA22 Semi Aero Double Wall	Alloy Double Wall	Aluminum	Sun SL-1 36H	Sun SL-1 36H	Aluminum	Alloy Double Wall w/Eyelets	Alloy Double Wall Machined w/Eyelets
Rear Rim	Alex DA22 Semi Aero Double Wall	Alloy Double Wall	Aluminum	Sun SL-1 48H	Sun SL-1 48H	Aluminum	Alloy Double Wall w/Eyelets	Alloy Double Wall Machined w/Eyelets
Spokes	14g. Stainless Steel	14g. Stainless Steel	14g. Stainless Steel	14g. Stainless Steel	14g. Stainless Steel	14g. Stainless Steel	14g. Stainless Steel	14g. Stainless Steel
Front Tire	20x1-1/8 BW Kenda Kwest 100psi	20x1-1/8 BW Kenda Kwest 100psi	16x1.50 BW Kenda Kwest 60psi	20x1.50 BW Kenda Kwest Tandem 100psi	20x1.50 BW Kenda Kwest Tandem 100psi	16x1.50 BW Kenda Kwest 60psi	20x1.25 BW Kenda Kwest 100psi	20x1.25 BW Kenda Kwest 100psi
Rear Tire	700x28C BW Kenda Kwest 100psi	700x28C BW Kenda Kwest 100psi	20x1.50 BW Kenda Kwest 60psi	26x1.50 BW Kenda Kwest Tandem 100psi	26x1.50 BW Kenda Kwest Tandem 100psi	20x1.50 BW Kenda Kwest 60psi	26x1.25 BW Kenda Kwest 100psi	26x1.25 BW Kenda Kwest 100psi
Saddle	EasyRacers Carbon Fiber w/Draw String Cover	Tomahawk w/Draw String Cover	Contoured Foam w/ Tri-Color Cover	Contoured Foam w/ Lycra Type Cover	Contoured Foam w/ Lycra Type Cover	Contoured Foam w/ Tri-Color Cover	Contoured Foam w/ Tri-Color Cover	Contoured Foam w/ Tri-Color Cover
Seat Back	Cool Back Alloy w/2 Bottle Mounting Points	Cool Back Alloy w/2 Bottle Mounting Points	Cool Back Steel w/2 Bottle Mounting Points	Cool Back Alloy w/2 Bottle Mounting Points	Cool Back Alloy w/2 Bottle Mounting Points	Cool Back Steel w/2 Bottle Mounting Points	Cool Back Alloy w/2 Bottle Mounting Points	Cool Back Alloy w/2 Bottle Mounting Points
Seat Mount		Alloy Pro	Steel	Alloy	Alloy	Alloy w/Tilt Adjustment	Alloy w/Tilt Adjustment	Alloy w/Tilt Adjustment
Weight	32 lbs.	35 lbs.	39 lbs.	59 lbs.	51 lbs.	44 lbs.	42 lbs.	37 lbs.

EZ-SPORT
CX



EZ-SPORT
AX



SUNRAY



EZ-3 SX



H3 SX



H3 AX



H3 USK



USK HD



Frame	Cro-Mo Tig Welded	7005 Tig Welded Aluminum	High Tensile Tig Welded Steel	High Tensile Tig Welded Steel	High Tensile Tig Welded Steel	7005 Tig Welded Aluminum	High Tensile Tig Welded Steel	High Tensile Tig Welded Steel
Fork	Full Cro-Mo	Full Cro-Mo	High Tensile Tig Welded Steel	High Tensile Tig Welded Steel	High Tensile Blades Cro-mo Steerer	Full Cro-Mo	High Tensile Tig Welded Steel	High Tensile Tig Welded Steel
Bottom Bracket	Sealed Cartridge 68mm	Sealed Cartridge 68mm	Standard	Standard	Standard	Sealed Cartridge 68mm	Standard	Standard
Crank Set	Sun Bicycles Alloy 170x52/42/30	Sun Bicycles Alloy 170x52/42/30	Alloy 170x48/38/28 (steel rings)	Alloy 170x48/38/28 (steel rings)	Alloy 170x52/42/30 (steel rings)	Sun Bicycles Alloy 170x52/42/30	Alloy 170x52/42/30 (steel rings)	Alloy 170x52/42/30 (steel rings)
Front Derailleur	Microshift	Microshift	Shimano	Microshift	Microshift	Microshift	Shimano	Shimano
Rear Derailleur	Shimano Altus	Sram X.9	Shimano	Shimano	Shimano	Shimano Altus	Shimano	Shimano
Rear Shifter	Sram MRX	Sram X.9	Sram MRX	Sram MRX	Sram MRX	Sram MRX	Sram MRX	Sram MRX
Front Shifter	Sram MRX	Sram X.9	Sram MRX	Sram MRX	Sram MRX	Sram MRX	Sram MRX	Sram MRX
Freewheel	Sram 11-32 8sp	Sram 11-32 9sp	Shimano 14-34 7sp	Shimano 14-28 7sp	Shimano 14-28 7sp	Sram 11-32 8sp	Shimano 14-34 7sp	Shimano 14-34 7sp
Pedals	Alloy Cage	Alloy Cage	Alloy Cage	Alloy Cage	Alloy Cage	Alloy Cage	Alloy Cage	Alloy Cage
Front Brake	Promax Aluminum Linear Pull	Avid SD5 Linear Pull	Aluminum Linear Pull	Promax Aluminum Linear Pull	Promax Aluminum Linear Pull	Promax Aluminum Linear Pull	Promax Aluminum Linear Pull	Promax Aluminum Linear Pull
Rear brake	Promax Aluminum Linear Pull	Avid SD5 Linear Pull	Aluminum Linear Pull	Winzip Single Mech. Disc	Winzip Single Mech. Disc	Winzip Dual Mech. Disc	Winzip Dual Mech. Disc	Winzip Dual Mech. Disc
Front Brake Lever	Promax Aluminum Linear Pull	Avid FR5 Linear Pull	Aluminum Linear Pull	Promax Aluminum w/ Lock	Promax Aluminum w/ Lock	Promax Aluminum w/ Lock	Promax Aluminum w/ Lock	Promax Aluminum w/ Lock
Rear Brake Lever	Promax Aluminum Linear Pull	Avid FR5 Linear Pull	Aluminum Linear Pull	Promax Aluminum	Promax Aluminum	Aluminum Linear Dual Pull	Aluminum Linear Dual Pull	Aluminum Linear Dual Pull
Headset	Sealed Mechanism Aluminum	Integrated Sealed Mechanism Aluminum	Sealed Mechanism Steel	Sealed Mechanism Steel	Sealed Integrated Mechanism Steel	Integrated Sealed Mechanism Aluminum	Integrated Sealed Mechanism Steel	Integrated Sealed Mechanism Steel
Handlebar	Alloy w/2 Bottle Braze-ons	Alloy w/2 Bottle Braze-ons	Steel	Steel w/2 Bottle Braze-ons	Steel with Bottle Braze-on	Alloy w/Telescoping Top Load Stem	Steel Underseat	Steel Underseat
Grips	2-Tone Kraton Gel	2-Tone Kraton Gel	Kraton Rubber	2-Tone Kraton Gel	2-Tone Kraton Gel	2-Tone Kraton Gel	2-Tone Kraton Gel	2-Tone Kraton Gel
Stem	Alloy 240mm Quill w/60mm Ahead Stem	Alloy 240mm Quill w/60mm Ahead Stem	Alloy 180mm Recumbent 80mm Ext	Alloy 240mm Recumbent 40mm Ext.	Alloy 240mm Quill w/60mm Ahead Stem	Alloy Q/R	Ahead w/Steering Tab	Ahead w/Steering Tab
Front Hub	Formula Alloy Q/R	Formula Sealed Bearing Q/R	Alloy Bolt-On	Alloy Q/R	Alloy Q/R	Splined Alloy Trike	Alloy Q/R	Alloy Q/R
Rear Hub	Formula Alloy Q/R Cassette	Formula Sealed Bearing Q/R Cassette	Alloy Bolt-On	Pinned Alloy Trike	Splined Alloy Trike	Alloy Double Wall Machined w/Eyelets	Keyed Alloy Trike	Keyed Alloy Trike
Front Rim	Aluminum	Alloy Double Wall Machined Side	Aluminum	Aluminum	Aluminum	Alloy Double Wall Machined w/Eyelets	Aluminum	Alloy Double Wall
Rear Rim	Aluminum	Alloy Double Wall Machined Side	Aluminum	Aluminum	Aluminum	14g. Stainless Steel	Aluminum	Alloy Double Wall
Spokes	14g. Stainless Steel	14g. Stainless Steel	14g. Stainless Steel	14g. Stainless Steel	14g. Stainless Steel	20x1.25 BW Kenda Kwest 100psi	14g. Stainless Steel	14g. Stainless Steel
Front Tire	20x1.50 BW Kenda Kwest 100psi	20x1.50 BW Kenda Kwest 100psi	20x1.50 BW Kenda 60psi	16x1.50 BW Kenda Kwest 60psi	16x1.50 BW Kenda Kwest 60psi	20x1.25 BW Kenda Kwest 100psi	20x1.50 BW Kenda Kwest 60psi	20x1.95 BW Maxxis Hook Worm 110psi
Rear Tire	26x1.50 BW Kenda Kwest 100psi	26x1.50 BW Kenda Kwest 100psi	26x1.50 BW Kenda 60psi	20x1.50 BW Kenda Kwest 60psi	20x1.50 BW Kenda Kwest 60psi	Contoured Foam w/ Tri-Color Cover	20x1.50 BW Kenda Kwest 60psi	20x1.95 BW Maxxis Hook Worm 110psi
Saddle	Contoured Foam w/ Lycra Type Cover	Contoured Foam w/ Tri-Color Cover	Recumbent Cruiser	Contoured Foam w/ Tri-Color Cover	Contoured Foam w/ Tri-Color Cover	Cool Back Alloy w/2 Bottle Mounting Points	Contoured Foam w/ Tri-Color Cover	Contoured Foam w/ Tri-Color Cover
Seat Back	Cool Back Alloy w/2 Bottle Mounting Points	Cool Back Alloy w/2 Bottle Mounting Points	Adjustable Padded	Cool Back Steel w/2 Bottle Mounting Points	Cool Back Steel w/2 Bottle Mounting Points	Alloy w/Tilt Adjustment	Cool Back Steel w/2 Bottle Mounting Points	Cool Back Steel w/2 Bottle Mounting Points
Seat Mount	Alloy	Alloy		Steel	Steel		Alloy w/Tilt Adjustment	Steel
Weight	40 lbs.	34 lbs.		56 lbs.	59 lbs.	49 lbs.	65 lbs.	65 lbs.

M3 UAX

EZ-TAD

T3 CX

T3 AX

ERGO-1 SX

ERGO-3 SX

HT-3



Frame	7005 Tig Welded Aluminum	High Tensile Tig Welded Steel	Cro-Mo Tig Welded	7005 Tig Welded Aluminum	High Tensile Tig Welded Steel	High Tensile Tig Welded Steel	Frame	High Tensile Steel, TIG-Welded
Fork	Full Cro-Mo	High Tensile Tig Welded Steel	Full Cro-Mo	Full Cro-Mo	High Tensile Blades Cro-mo Steerer	High Tensile Tig Welded Steel	Fork	Special Hand Trike
Bottom Bracket	Sealed Cartridge 68mm	Sealed Cartridge 68mm	Sealed Cartridge 68mm	Sealed Cartridge 68mm	Standard	Standard	Bottom Bracket	Sealed Cartridge
Crank Set	Sun Bicycles Alloy 170x52/42/30	Alloy 170x52/42/30 (steel rings)	Sun Bicycles Alloy 170x52/42/30	Sun Bicycles Alloy 170x52/42/30	Alloy 170x52/42/30 (steel rings)	Alloy 170x52/42/30 (steel rings)	Crank Set	Special 170mm Alloy Hand Trike
Front Derailleur	Microshift	Microshift	Microshift	Microshift	Shimano	Shimano	Chainwheel	32T
Rear Derailleur	Shimano Altus	Sram 3.0	Shimano Altus	Shimano Deore	Shimano Altus	Shimano	Pedals	Special Hand Trike
Rear Shifter	Sram MRX	Sram 3.0	Sram MRX	Sram MRX	Sram MRX	Sram MRX	Front Brake	Shimano Coaster Brake
Front Shifter	Sram MRX	Sram 3.0	Sram MRX	Sram MRX	Sram MRX	Sram MRX	Rear Brake	N/A
Freewheel	Sram 11-32 8sp	Sram 11-32 8sp	Sram 11-32 8sp	Sram 11-32 8sp	Sram 11-32 8sp	Shimano 14-28 7sp	Brake Lever	Locking Parking Brake
Pedals	Alloy Cage	Alloy Cage	Alloy Cage	Alloy Cage	Alloy Cage	Alloy Cage	Headset	Steel, Caged Bearings, CP
Front Brake	Promax Aluminum Linear Pull	Winzip Dual Mech. Disc	Winzip Dual Mech. Disc	Winzip Dual Mech. Disc	C-Star Aluminum Linear Pull	Promax Aluminum Linear Pull	Handlebar	N/A
Rear brake	Winzip Dual Mech. Disc				C-Star Aluminum Linear Pull	Winzip Single Mech. Disc	Grips	EVA Foam
Front Brake Lever	Promax Aluminum w/ Lock	Promax Aluminum w/ Lock	Promax Aluminum w/ Lock	Promax Aluminum w/ Lock	C-Star Aluminum Linear Pull	Promax Aluminum w/ Lock	Stem	Special Hand Trike
Rear Brake Lever	Aluminum Linear Dual Pull				C-Star Aluminum Linear Pull	Promax Aluminum	Front Hub	Shimano Nexus 3sp w/Coaster Brake
Headset	Integrated Sealed Mechanism Aluminum	Sealed Mechanism Steel	Sealed Mechanism Steel	Sealed Mechanism Steel	Integrated Sealed Mechanism Ste	Integrated Sealed Mechanism Steel	Rear Hub	Alloy, Sealed Cartridge Bearing
Handlebar	Steel Underseat	Alloy Tadpole	Alloy Tadpole	Alloy Tadpole	Steel with Bottle Braze-on	Steel with Bottle Braze-on	Rims	24" x 36H x 14G, Alloy, Silver
Grips	2-Tone Kraton Gel	2-Tone Kraton Gel	2-Tone Kraton Gel	2-Tone Kraton Gel	2-Tone Kraton Gel	2-Tone Kraton Gel	Spokes	14G Stainless Steel
Stem					Alloy 240mm Quill w/60mm Ahead Stem	Alloy 240mm Quill w/60mm Ahead Stem	Tires	24" x 1.75, Black Wall
Front Hub	Alloy Q/R	Tadpole Disc Alloy	Tadpole Disc Alloy	Tadpole Disc Alloy	Alloy Q/R	Aluminum	Saddle	Special Hand Trike
Rear Hub	Keyed Alloy Trike	Formula Alloy Q/R Cassette	Formula Alloy Q/R Cassette	Formula Alloy Q/R Cassette	Alloy Q/R Cassette	Splined Alloy Trike	Chain	Taya 410B, 1/2" x 1/8", Black
Front Rim	Alloy Double Wall Machined w/Eyelets	Aluminum	Alloy Double Wall w/Eyelets	Alloy Double Wall Machined w/Eyelets	Aluminum	Aluminum	Chainguard	Plastic with Additional Chain Tubes
Rear Rim	Alloy Double Wall Machined w/Eyelets	Aluminum	Alloy Double Wall w/Eyelets	Alloy Double Wall Machined w/Eyelets	Aluminum	Aluminum		
Spokes	14g. Stainless Steel	14g. Stainless Steel	14g. Stainless Steel	14g. Stainless Steel	14g. Stainless Steel	14g. Stainless Steel		
Front Tire	20x1.25 BW Kenda Kwest 100psi	20x1.50 BW Kenda Kwest 60psi	20x1.25 BW Kenda Kwest 100psi	20x1.25 BW Kenda Kwest 100psi	20x1.50 BW Kenda Kwest 60psi	16x1.50 BW Kenda Kwest 60psi		
Rear Tire	20x1.25 BW Kenda Kwest 100psi	20x1.50 BW Kenda Kwest 60psi	20x1.25 BW Kenda Kwest 100psi	20x1.25 BW Kenda Kwest 100psi	20x1.50 BW Kenda Kwest 60psi	20x1.50 BW Kenda Kwest 60psi		
Saddle	Alloy Frame Euro Seat	Contoured Foam w/ Tri-Color Cover	Alloy Frame Sling Seat	Alloy Frame Sling Seat	Ergonomic Padded Hard Shell	Ergonomic Padded Hard Shell		
Seat Back		Cool Back Steel w/2 Bottle Mounting Points						
Seat Mount		Steel						
Weight	49 lbs.	48 lbs.	39 lbs.	35 lbs.				

All specifications subject to change without notice

LIMITED 90-DAY WARRANTY ON COMPLETE BICYCLE

Subject to the following limitations, terms and conditions, Sun Bicycles & Origin-8 warrants to the original owner of each new Sun Bicycles or Origin-8 bicycle that this bicycle when new is free of defective materials and workmanship. This warranty shall expire 90 days from the date of the original purchase from a Sun Bicycles or Origin-8 dealer and is conditioned upon the bicycle being operated under normal conditions and use, and properly maintained. This warranty is void if the bicycle was not purchased new from or not properly assembled by a Sun Bicycles or Origin-8 dealer.

LIMITED LIFETIME WARRANTY ON STEEL BICYCLE FRAMES AND LIMITED FIVE (5) YEAR WARRANTY ON ALL OTHER BICYCLE FRAMES

Also subject to the following limitations, terms and conditions, Sun Bicycles & Origin-8 warrants to the original owner for the lifetime of the original owner of each new steel framed Sun Bicycles or Origin-8 that the bicycle frame when new is free of defective materials and workmanship. Sun Bicycles & Origin-8 limited warranty for all other bicycle frames, including aluminum based bicycle frames, shall expire five (5) years from the date of purchase from a Sun Bicycles or Origin-8 dealer. The lifetime limited warranty and the five (5) year limited warranty are conditioned upon the bicycle being operated under normal conditions and use, and properly maintained. This limited warranty does not apply to paint/finish or components attached to the bicycle/frameset such as front forks, wheels, drive train, brakes, seat post, handlebar and stem or any suspension related parts or components. Paint/ finish, components attached to the bicycle such as front forks, wheels, drive train, brakes, seat post, handlebar and stem or any suspension related parts or components are covered under the limited one (90) day warranty. This warranty is void if the bicycle was not purchased new from or not properly assembled by a Sun Bicycles or Origin-8 dealer.

ADDITIONAL CONDITIONS

This Limited Warranty is made only to the original owner of this new Sun Bicycles or Orgin-8 bicycle purchased from a Sun Bicycles or Origin-8 dealer, and it shall remain in force only as long as the original owner retains ownership of the Sun Bicycles or Origin-8 bicycle. This Limited Warranty is not transferable. In order to exercise your rights under this limited warranty, the bicycle must be presented to a Sun Bicycles or Origin-8 dealer, together with a receipt, bill of sale or other appropriate written proof of purchase which identifies the bicycle by serial number. Should this bicycle or any part be determined by Sun Bicycles or Origin-8 to be covered by this warranty, it will be repaired or replaced, at Sun Bicycles or Origin-8 sole option, which will be conclusive and binding. The original owner shall pay all labor charges connected with the repair or replacement of all parts. Under no circumstances does this limited warranty include the cost of travel or shipment to and from a Sun Bicycles or Origin-8 dealer. Such costs, if any, shall be borne by the original owner. This limited warranty does not apply to normal wear and tear or to claimed defects, malfunctions or failures that result from abuse, neglect, improper assembly, improper maintenance, alteration, collision, crash or misuse. This bicycle has not been designed, engineered, distributed, manufactured, or retailed to be equipped with a motor of any kind, for uses in trick riding, ramp riding, jumping, aggressive riding, riding on severe terrain, riding in severe climates, riding with heavy loads, commercial activities, or any similar activities; such uses may damage the bicycle, and can cause serious injury to the rider, and in all cases will void this warranty.

USEFUL PRODUCT LIFE CYCLE

Every Sun Bicycles and Origin-8 bicycle and frameset has a useful product life cycle. The length of that useful product life cycle will vary with the construction and materials of the bicycle or frameset, the maintenance and care the bicycle or frameset receives over its useful product life cycle, and the type and amount of use the bicycle or frameset is subject to. Uses in competitive events, trick riding, ramp riding, jumping, aggressive riding, riding on severe terrain, riding in severe climates, riding with heavy loads, commercial activities and other types of non-standard use can dramatically shorten the useful product life cycle of a Sun Bicycles or Origin-8 bicycle. Any one or a combination of these conditions may result in an unpredictable failure of a Sun Bicycles or Origin-8 bicycle that would not be covered by this warranty. All Sun Bicycles and Origin-8 bicycles should be periodically checked by a Sun Bicycles or Origin-8 dealer, for indicators of stress and/or potential failure, including cracks, deformation, corrosion, paint peeling, dents, and any other indicators of potential problems, inappropriate use, or abuse. These are important safety checks and very important to help prevent accidents, bodily injury to the rider and shortened useful product life cycle of a Sun Bicycles or Origin-8 bicycle.

The above is a summary of Sun Bicycles and Origin-8 Bicycles limited warranty. Please refer to the Sun Bicycles or the Origin-8 Owners Manual for complete detailed warranty information.



www.sunbicycles.com
www.origin-8.com

miami florida